



Electric Screwdriver General Catalog 26A

innovative technology
for Turning The World

HIOS®



HIOS®



Since its establishment in 1970, HIOS has researched and developed a series of systems related to fastening technologies including screws, electric screwdrivers, and torque measuring instruments, and has manufactured and provided products that are one step ahead of the market. We will continue to take on new challenges without being bound by conventional ways of thinking in order to achieve the world's best quality.



HIOS PRODUCTS

Electric Screwdrivers

Supports Precision Assembly

Standard/Built-in Pulse System

BLG Series **P.8**



Built-in Torque Sensor

PG Series **P.14**



Standard

BL Series **P.16**



Standard

CL Series **P.18**



Supports Automation of Assembly Lines

For Automated Machines

P.20-24

PGF/BLF/CL-A Series



Controller for Screwdrivers

P.19



- Controller for Manual Screwdriver
- Controller for Automatic Screwdriver

Torque Meters

P.30-33



- HDP Series
- HP Series
- HM Series
- HIT Series

Automatic Screw Feeders

P.34



For Manual/Automatic Screwdrivers

- HSV Series / HSV-RB Series
- HS Series / HS-RB Series

Bits/Accessories for Suction Screwdrivers

P.38



Suction Attachments
Spare Bits for Electric Screwdrivers
Mouthpiece

Peripherals

P.26



- Cord
- Vacuum Pump
- Handgrip for Manual Screwdriver
- Grip Ring
- Carbon Brush
- Stand for Vertical Operation
- Relay Box

Screw Counters

P.28



Screw Counters

- STC3 Series
- STC Series

Separate Counters

- SC1 Series

Electric Tappers

Supports tapping of pilot holes

BL-SB Series **P.36**



List of Certified Products

P.42

- European Safety Standards (CE)
- China Quality Certification (CQC)
- China Compulsory Certification (CCC)
- US and Canadian Safety Standards (UL/cUL)
- ESD Control (IEC 61340)
- Electro-Static Discharge (ESD)
- RoHS
- China RoHS

Selection Chart of Electric Screwdrivers

Please use this chart as a guide for model selection.

Screwdriver classification	Model	Output Torque Range										Unloaded Rotation Speed (r.p.m) (HI/LOW)	Guide for Screw Size (mm)		Applications										
		N·m											Machine Screw	Tapping Screw											
										0.05	0.2	0.4	0.6	0.8	1	1.2	1.4	1.6	1.8	2	▶ 4	▶ 8	▶ 10		
BC2 / BC1 / ZERO 1 / BLG Series	Standard	BLG-4000 Series	0.1-0.55										1,000 / 690	1.4-2.6	1.4-2.3	Cell phones, watches, cameras, TVs, glasses, optical pickups, PCs, HDD players, CD players, car navigation systems, car audio systems, air conditioners, fan heaters, etc.									
		BLG-4000BC2-LT	0.03-0.2											1.0-2.3	1.0-2.0										
	Hi Speed	BLG-5000 Series	0.2-1.2										1,000 / 690	2.0-3.0	2.0-3.0										
		BLG-5000-15 Series	0.3-1										1,500 / 1,000	2.3-3.0	2.0-2.6										
		BLG-5000-18 Series	0.5-1.5										1,800 / 1,200	2.3-3.0	2.0-2.6										
	Hi Torque	BLG-5000-HT Series	0.5-2										730 / —	2.0-4.0	2.0-3.0										
		BLG-7000BC2	0.7-2.8										1,200 / 800	2.6-5.0	2.6-4.0										
												540 / —	4.0-6.0	4.0-6.0											
PG Series	Standard	PG-3000	0.2-0.55										980 / 680	1.7-2.3	2.0-2.3	Electric components, automobile components, pneumatic components, etc.									
		PG-5000	0.4-1.2										900 / 590	2.3-3.0	2.0-2.3										
		PG-7000	1.0-2.8										960 / 630	2.6-5.0	2.6-4.0										
BL Series	Standard	BL-2000	0.02-0.2										990 / 650	1.0-2.3	1.0-2.0	Cell phones, watches, cameras, glasses, hard discs, CD players, optical pickups, car navigation systems, car audio systems, video cameras, compact calculators, etc.									
		BL-2000SS*	0.02-0.2											1.0-2.3	1.0-2.0										
		BL-3000	0.2-0.55										980 / 680	1.7-2.3	2.0-2.3										
		BL-3000SS*	0.2-0.35											1.7-2.3	2.0-2.3										
	Hi Speed	BL-5000	0.2-1.2										900 / 590	2.0-3.0	2.0-3.0										
		BL-5000SS*	0.2-1.2											2.0-3.0	2.0-3.0										
	Hi Torque	BL-5000-15	0.3-1.0										1,500 / 1,000	2.0-3.0	2.0-2.6										
		BL-5020	0.5-2										750 / 500	2.0-4.0	2.0-3.0										
Standard	BL-7000	0.7-2.8										960 / 630	2.6-5.0	2.6-4.0	* BL-SS features shock-absorbing function.										
CL Series	Standard Hi Torque	CL-2000	0.02-0.2										680 / 490	1.0-2.3	1.0-2.0	Automobile components, PCs, printers, TVs, air conditioners, fan heaters, video game consoles, facsimiles, communication devices, copy machines, scanners, satellite antennas, video recorders, door mirrors, toys, electronic thermometers, etc.									
		CL-9000NL	1.2-5										530	4.0-6.0	4.0-6.0										
Screwdrivers for Automated Machines	PGF Series	PGF-3000	0.2-0.55										200-900 115-950	1.7-2.3	2.0-2.3	Electric components, automobile components, pneumatic components, etc.									
		PGF-5000	0.4-1.2										200-950 115-985	2.3-3.0	2.0-2.3										
		PGF-7000	1.0-2.8										300-900 210-935	2.6-5.0	2.6-4.0										
	BLF Series	BLF-2000	0.03-0.35										200-950 120-975	1.0-2.3	1.0-2.0	Automobile / Motorcycle components (car navigation systems, headlights, junction boxes, sensor, carburetor mounting, resin panel mounting)									
		BLF-5000	0.3-1										200-950 115-940	2.0-3.0	2.0-2.6										
		BLF-7000	0.7-2										200-700 150-735	3.0-4.0	3.0-4.0										
		BLF-7000X	0.7-2										200-700 150-735	3.0-4.0	3.0-4.0										
		BLF-7025X	1.2-2.5										150-550 120-600	3.0-4.0	3.0-4.0										
Screwdrivers for Automated Machines	CL-A Series	CL-816A	1.5-2.5										310-550	3.0-4.0	3.0-4.0	Cameras, cell phones, copy machines, TVs, audio devices, lighting equipment, air conditioners, health appliances, switches, pneumatic components, power meters, etc.									
		CL-825A	2-4										210-370	4.0-5.0	4.0-5.0										
		CL-850A	2.4-4.5										320-570	4.0-5.0	4.0-5.0	Automobile-related components, sashes, gas meters, electromagnetic valves, seat belts, etc.									

● Some products may take some time to deliver. If you wish to expedite delivery, please consult the HIOS distributor before placing an order.

FEATURES OF ELECTRIC

Features of Electric Screwdriver



1 Detachable Cord (DC Type)

The cord is detachable with the connector. This makes maintenance easy. (AC-type cords are not detachable.)



2 Start (ST) Types

- Lever start: trigger the lever on the unit with your finger to start.
- Push-to-start: push the screwdriver gently to start.
- Push and Lever: you can select either Lever start or Push-to-start.

3 Torque Adjustment Nut That Can be Fine Tuned

The fastening torque range is wide, and stepless adjustment is possible. In addition, since the repetitive torque accuracy is high, screws can be accurately and stably fastened.

4 Brushless Motor (for Brushless Screwdrivers)

Since a carbon brush is not used, carbon particles are not generated, and the torque accuracy and durability of the screwdriver are greatly improved. Stable quality control can be achieved.

5 External Carbon Brush (for Brushed Screwdrivers)

The design of external carbon brush facilitates its easy replacement. The carbon brush can endure about one million screw fastening*.

*This may vary depending on usage conditions.

SCREWDRIVERS

VARIATION

Suction

Q



Suction Part
(Optional Item)

It sucks up screws with negative pressure and you don't have to pick up screws. It also sucks up non-ferrous screws such as plastic ones. In addition, dust generated during screw fastening can be removed.

Supporting Screw Counter

OPC



Can be connected to the screw counter to prevent screw fastening skipping. The screwdriver is featured with clockwise / counterclockwise rotation and torque-up (completion) signal outputs.

For Clean Room / Anti-electrostatic

Q-CR-ESD



Electrostatic proof. Two vacuum units on the main body and the suction part make sure to suck up dust generated during screw fastening.

[Equivalent to Class 100]
[Surface resistance: less than $10^9\Omega$]

Noiseless

NL



Electrostatic noises can be reduced better than standard products.

Anti-electrostatic

ESD



An anti-electrostatic resin is employed for the body case through the switch lever. It protects components from static electricity.

[Surface resistance: $10^9\Omega$ or smaller]

Icon Guide



Anti-electrostatic body case
(Surface resistance: less than $3 \times 10^{12}\Omega$)

Anti-electrostatic resin is employed for the body case of the screwdriver to prevent the generation of static electricity. This makes the screwdriver suitable for assembly of precision equipment and electronic parts.



Anti-electrostatic
IEC61340 certified.

6 Bits

There are three drive types: HIOS Shank, Two-way Shank, and HEX Shank. Please specify your desired bit drive type from the order code.

- For HIOS Shank type, please use the HIOS bit. See [P.44](#)
- For HEX Shank type, please purchase commercially available bits.

Drive	HIOS Shank Type (H4 or H5)		Two-way Type (H5 and 5HEX)	
	H4	H5	H5	5HEX (commercially available)
Standard				
Special Order	HEX Shank Type Obtain commercially available bits matching with the specified dimensions.			
	1/4HEX (Commercially Available)	5HEX (Commercially Available)		

Unit: mm

Real-time error detection helps anyone becoming a Skilled Craftperson.

Screw fastening errors that are difficult to detect visually can be detected in real time.

The pulse system that judges if a screw is fastened correctly or not can detect various screw fastening errors. It detects “abnormal” conditions to prevent serious problems without depending on workers’ proficiency.


Cross Threaded




Cam Out



Seized Part




Missing Part



Missing Screw



Fastening in a Deep Recessed Hole/ Unseated Screw



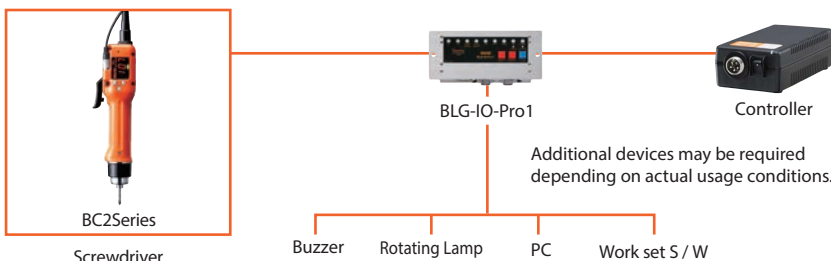
Stripped Dcrew Hole



Prevent mixing of Wrong Screws!



BLG-IO-Pro1 [Example of connection with external devices]



RELATED PRODUCTS

External I/O Box

BLG-IO-Pro1

By connecting this box to the screwdriver, you can control screw fastening easily such as error detection.

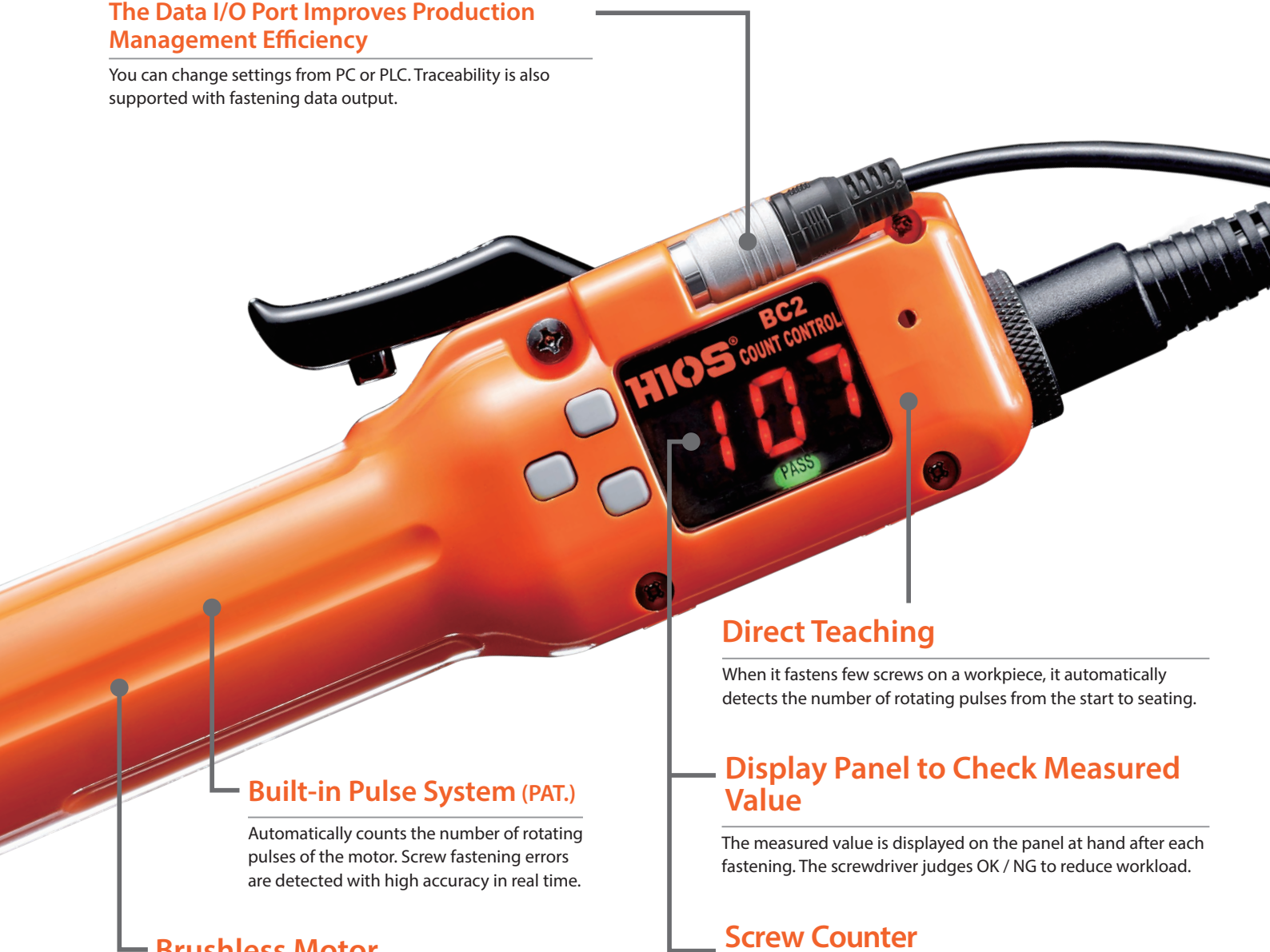


* Please separately purchase an external I / O cable.

Visualization of screw-tightening operation data to support factory DX.

The Data I/O Port Improves Production Management Efficiency

You can change settings from PC or PLC. Traceability is also supported with fastening data output.



Built-in Pulse System (PAT.)

Automatically counts the number of rotating pulses of the motor. Screw fastening errors are detected with high accuracy in real time.

Brushless Motor

Because carbon particles are not generated, it is environmentally friendly with improved durability and stability.

Direct Teaching

When it fastens few screws on a workpiece, it automatically detects the number of rotating pulses from the start to seating.

Display Panel to Check Measured Value

The measured value is displayed on the panel at hand after each fastening. The screwdriver judges OK / NG to reduce workload.

Screw Counter

The number of screws for fastening can be set from 1 to 99. It reminds you about the number of remaining screws through counting down.

BLGIF2 [Image of linkage with external devices]



BC2Series
Screwdriver



BLG-IF2



Pattern	No of screws / rotations
1 ▶	2 screws, 150 rotations
2 ▶	3 screws, 130 rotations
3 ▶	2 screws, 130 rotations
4 ▶	1 screw, 120 rotations



RELATED PRODUCTS

Serial-to-parallel Conversion Box

BLG-IF2

The communication mode with an external device such as a PLC can be converted from serial to parallel. Up to 4 setting patterns including the number of screws and pulses can be saved and switched on the PLC.



BLG-BC2 Series



BLG-4000BC2



Lever

Low Torque
BLG-4000BC2-LT



Lever

BLG-5000BC2

HI Speed

BLG-5000BC2-15

BLG-5000BC2-18

HI Torque

BLG-5000BC2-HT



Push and Lever

HI Torque
BLG-7000BC2



Push and Lever

SPECIFICATIONS

Start type		Lever		Push and Lever				Push	
Model		BLG-4000BC2	BLG-4000BC2-LT	BLG-5000BC2	BLG-5000BC2-15	BLG-5000BC2-18	BLG-5000BC2-HT	BLG-7000BC2	BLG-7000BC2-GT
Output torque range (N·m)		0.1 - 0.55	0.03 - 0.2	0.2 - 1.2	0.3 - 1.0	0.5 - 1.5	0.5 - 2.0	0.7 - 2.8	2.0 - 5.0
Unloaded rotation speed (r.p.m.)±10% [HI / LOW]		1,000 / 690		1,000 / 690	1,500 / 1,000	1,800 / 1,200	730 / —	1,200 / 800	540 / —
Screw size (mm)	Machine screw	1.4 - 2.6	1.0 - 2.3	2.0 - 3.0	2.3 - 3.0	2.3 - 3.0	2.0 - 4.0	2.6 - 5.0	4.0 - 6.0
	Tapping screw	1.4 - 2.3	1.0 - 2.0	2.0 - 3.0	2.0 - 2.6	2.0 - 2.6	2.0 - 3.0	2.6 - 4.0	4.0 - 6.0
Outer dimensions	Grip diameter (Max)	ø32.7		ø38		ø38		ø40	S: ø44 HANDLE: ø40
	Length (mm)	206	207	235		235		238	242.7
Weight (g)		370	312	425		425		670	S: 1915 HANDLE: 1000
Controller	BLC-45	○	○	○	○*	—	○*	—	—
	BLC-70	○	○	○	○*	○*	○*	○*	—
	BLC-80	○	○	○	○*	○*	○*	○*	○*
Bit drive selection	Standard	H4		H4		H5 and 5HEX (compatible)			1/4HEX
	Special Order	1/4HEX	—	H5 and 5HEX (compatible) or 1/4HEX		1/4HEX			—
Accessories	Bit (one each)	HIOS Shank	H4	+#0 (ø2.5×40) +#1 (ø4.0×40)	+#0 (ø2.0×40) +#0 (ø2.5×40)	+#1 (ø4.0×40) +#2 (ø4.0×40)		—	—
			H5	—	—	+#1 (ø5.0×60) +#2 (ø5.0×60)		+#1 (ø5.0×60) +#2 (ø5.0×60)	
	HEX Shank	1/4HEX	+#1 (ø5.0×50) +#2 (ø5.0×50)	—	+#1 (ø5.0×50) +#2 (ø5.0×50)			+#2 (7.0×100) +#3 (7.0×100)	
Torque adjustment spring		White	Yellow	—		—			—
Cord length		2m (6P)		2m (6P)		2m (6P)		2m (6P)	
L-shaped HEX wrench		—		Width across flat: 5mm, 1 pc		Width across flat: 5mm, 1 pc			—
Variations	BLGQ	HIOS Shank	●	●		●			—
		HEX Shank	—	—		—			—

● For the models with the ★ mark, use with output power HI (DC 30V). With LOW (DC 20V) output, the screwdriver features may not be fully performed.

Controller [P.19](#) Spec. [P.42](#)

HI Torque
BLG-7000BC2-GT

Stand Type
BLG-7000BC2-GT-S



Push

Grip Type
BLG-7000BC2-GT-HANDLE



Push and Lever

A range of torque types, from low to high, applicable to various production lines

Main features

- Error detection (number of rotations)
- Direct teaching
- Screw fastening count (1 to 99)
- Error warning (sound and lamp)
- Data I/O port (RS232C)
- Count error prevention (for retightening)
- Reverse rotation count up
- Maintenance reminder (accumulated total count)

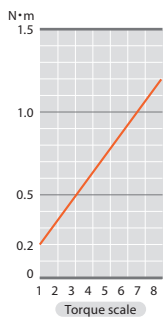


Output Torque Guide (HI Input) ❖

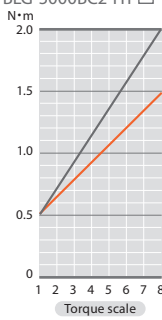
BLG-4000BC2



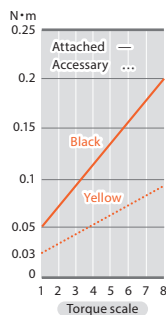
BLG-5000BC2



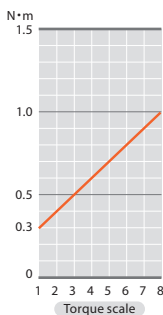
BLG-5000BC2-18 □
BLG-5000BC2-HT □



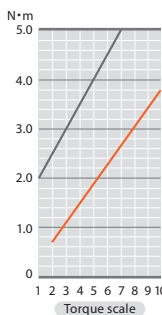
BLG-4000BC2-LT



BLG-5000BC2-15



BLG-7000BC2 □
BLG-7000BC2-GT □



* The colors in the chart indicate the spring colors.

❖ For some models, two torque adjustment springs, for HI torque (installed) and for LOW torque (accessory), are included. Please use a suitable one for your operation.

APPLICABLE DRIVERS

Suction

BLGQ



See [P.38](#) →

CONTROLLER

BLC-45

BLC-70

BLC-80



See [P.19](#) →



See [P.19](#) →



See [P.19](#) →

ACCESSORIES

Stand for Vertical Operations

VMS-40 / VMS-50

Keeps the screwdriver in a vertical position, allowing accurate screw fastening.

Applicable models:
BLG-4000BC2
BLG-5000BC2 Series

See [P.27](#) →



Cord for External I/O

BLG-BC2-3012

The plug design has been renewed to enhance robustness by a one-touch lock.



BLG-ZERO1 熟練工 / BLG-BC1 /

Screw Counter / Pulse System

BLG-ZERO1 Series 熟練工



Even a beginner can be a skilled craftsman in only 30 seconds. The direct teaching function automatically learns correct fastening just by fastening a few screws into a workpiece. Also fastening errors are detected in real time.

Main features

- Error detection (No. of rotations)
- Direct teaching
- Screw fastening count (1 to 99)
- Error warning (sound and lamp)

4000 Series



Lever

5000 Series



Push and Lever

With Screw Counter Built-in

BLG-BC1 Series



It supports correct fastening by measuring the time until seating. The built-in counter can prevent human errors in operations.

Main features

- Error detection (time)
- Counter ON / OFF
- Screw fastening count (1 to 99)
- Error warning (sound and lamp)
- Count error prevention (for check fastening, double fastening and retightening)

4000 Series



Lever

5000 Series



Push and Lever

SPECIFICATIONS

Start type		Lever	Push and Lever			
BLG-ZERO1 Series		BLG-4000ZERO1	BLG-5000ZERO1	BLG-5000ZERO1-15	BLG-5000ZERO1-18	BLG-5000ZERO1-HT
BLG-BC1 Series		BLG-4000BC1	BLG-5000BC1	BLG-5000BC1-15	BLG-5000BC1-18	BLG-5000BC1-HT
BLG Series		BLG-4000	BLG-5000	BLG-5000-15	BLG-5000-18	BLG-5000-HT
Output torque range (N·m)		0.1 - 0.55	0.2 - 1.2	0.3 - 1.0	0.5 - 1.5	0.5 - 2.0
Unloaded rotation speed (r.p.m)±10% [HI / LOW]		1,000 / 690	1,000 / 690	1,500 / 1,000	1,800 / 1,200	730 / —
Screw size (mm)	Machine screw	1.4 - 2.6	2.0 - 3.0	2.3 - 3.0		2.0 - 4.0
	Tapping screw	1.4 - 2.3	2.0 - 3.0	2.0 - 2.6		2.0 - 3.0
Outer dimensions	Grip diameter (Max)	∅32.7	∅38	∅38		∅38
	Length (mm)	206	235	235		235
Weight (g)		370	425	425		425
Controller	BLC-45	○	○	○*	—	○*
	BLC-70	○	○	○*	○*	○*
Bit drive selection	Standard	H4	H4		H5 and 5HEX (compatible)	
	Special Order	1/4HEX	H5 and 5HEX (compatible) or 1/4HEX		1/4HEX	
Accessories	Bit (one each)	HIOS Shank	H4	+#1 (∅4.0×40) +#2 (∅4.0×40)		—
		H5	—	+#1 (∅5.0×60) +#2 (∅5.0×60)		+#1 (∅5.0×60) +#2 (∅5.0×60)
	HEX Shank	1/4HEX	+#1 (∅5.0×50) +#2 (∅5.0×50)		—	
Torque adjustment spring		White	—		—	
Cord length		2m (6P)	2m (6P)		2m (6P)	
L-shaped HEX wrench		—	Width across flat: 5mm, 1 pc		Width across flat: 5mm, 1 pc	
Variations	BLGQ	HIOS Shank	●	●	●	●
	BLG-OPC (BLG Series only)	HEX Shank	—	—	—	—
● (BLG-ZERO1 and BC1 have the screw counter built-in.)						

● For the models with the ★ mark, use with output power HI (DC 30V). With LOW (DC 20V) output, the screwdriver features may not be fully performed.

Controller [P.19](#) Spec. [P.42](#)

Brushless Screwdrivers

BLG Series

BLG

Standard

BLG Series



Brushless version of our long-seller CL Series. Improved durability contributes to stable screw fastening quality. With an easy-to-handle compact body, it achieves excellent cost performance.

The orange body is a symbol of the trustworthiness of HIOS. The BLG Series has a rich lineup from which you can choose one based on the function most suitable for your operation.

4000 Series



Lever

5000 Series



Push and Lever

RELATED PRODUCTS BLG Series

Relay Box for Completion Signal

BLOP-AF

The signal from the screwdriver can be used by an external device via this box.



See [P.27](#)

Relay Box for I/O Signal

BLOP-OST2

The signal from the screwdriver can be relayed to an external device via this box. Switching ON / OFF the power is also possible.



See [P.27](#)

Brushless Screwdrivers

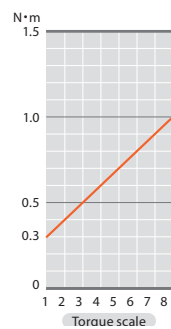
BLG-ZER01 / BLG-BC1 / BLG Series

Output Torque Guide (HI Input) ❖

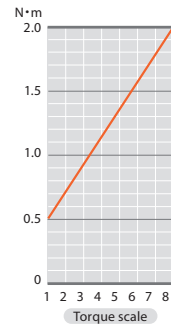
BLG-4000 Series



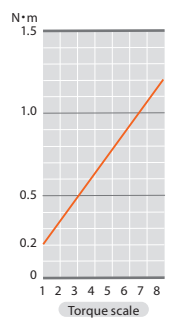
BLG-5000-15 Series



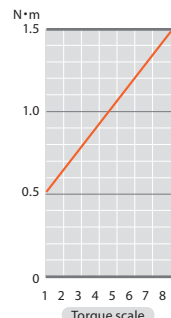
BLG-5000-HT Series



BLG-5000 Series



BLG-5000-18 Series



*The colors in the chart indicate the spring colors.

❖For some models, two torque adjustment springs, for HI torque (installed) and for LOW torque (accessory), are included. Please use a suitable one for your operation.

APPLICABLE DRIVERS Variations

Suction

BLGQ



See [P.38](#)

Suction Part
(Optional Item)

Supporting Screw Counter

BLG-OPC



Counter

See [P.28](#)

CONTROLLER

BLC-45



See [P.19](#)

BLC-70



See [P.19](#)

ACCESSORIES

Stand for Vertical Operations

VMS-40 / VMS-50

The stand keeps the screwdriver in a vertical position, allowing accurate screw fastening.



See [P.27](#)

PG Series

PG-3000



PG-5000



PG-7000



Lever



Lever



Lever

Brushless Screw drivers with Built-In Torque Sensor

PG Series

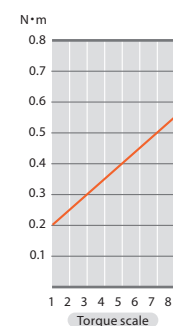
SPECIFICATIONS

Model		PG-3000	PG-5000	PG-7000	
Output torque range (N·m)		0.2 - 0.55	0.4 - 1.2	1.0 - 2.8	
Unloaded rotation speed (r.p.m) ±10% [HI / LOW]		980 / 680	900 / 590	960 / 630	
Screw size (mm)	Machine screw	1.7 - 2.3	2.3 - 3.0	2.6 - 5.0	
	Tapping screw	2.0 - 2.3	2.0 - 2.3	2.6 - 4.0	
Outer dimensions	Grip diameter (Max)	∅32.5	∅33	∅39	
	Length (mm)	245	260	298	
Weight (g)		345	509	807	
Controller		BLC-70	○	○	
Bit drive selection	Standard	H4		H5 and 5HEX (compatible)	
	Special Order	—		1/4HEX	
Accessories	Bit (one each)	H4	+#0 (∅2.5×40), +#1 (∅4.0×40), +#2 (∅4.0×40)		
		HIOS Shank	H5	—	
			HEX Shank	—	
	1/4HEX	—		+ #1 (∅5.0×50) + #2 (∅5.0×50)	
Cord length		2m (6P)			
Sensor cord (m)		1.7m (8P)			
Others		RS232C cable 1 piece, USB-serial conversion cable 1 piece, AC adaptor (for AC100-240V) 1 piece			
Variations	PGQ	HIOS Shank	●	●	●
		HEX Shank	—	—	—

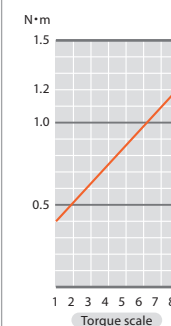
Controller [P.19](#) Spec. [P.42](#)

Output Torque Guide (HI Input)

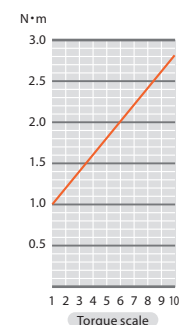
PG-3000



PG-5000



PG-7000



PG-01 I / O Connector / Output (open collector)

I/O	Shared by plus COM and minus COM, Output: Sink type	
Connector	Male connector	(Part No.: Hirose HIF3BA-20PA-2.54DS)
	External connector	(Part No.: Hirose HIF3BA-20D-2.54R)
Type	Minus COM (Supporting NPN) *Plus COM PNP is not applicable.	

* An external connector is not included. Please prepare it by yourself.

Workflow of Pass Guard System Use

Setting the reference values for OK / NG criteria

- Memorizing acceptance criteria (teaching)
 - The acceptance criteria are determined by conducting an actual fastening procedure. The minimum and the maximum values of fastening torque and work time are then saved.
 - Set the acceptable range (error rate setting)
- The acceptable range for the minimum and maximum values of fastening torque and work time can be selected from 0, 2, 5, 10, 15 and 20%.

Actual operation

Every screw fastening is inspected in real time.

Judgement

OK / NG results are indicated by LED light and buzzer of PG-01.

Record and save the data with a PC

The measurement data can be checked and recorded by using the bundled software.

OK / NG Criteria


NG (L. NG)	Acceptable range (L. G.)	GOOD	Acceptable range (H. G.)	NG (H. NG)
Lower than L. G. value.	Within the specified % from the Good lower limit value.	Between the Good lower and upper limit values.	Within the specified % from the Good upper limit value.	Higher than H. G. value.



Judging screw fastening quality and saving the data. For error detection, you can rely on the Pass Guard System

- The built-in torque sensor automatically judges every fastening (OK / NG).
- The errors that are difficult to be found visually (such as insufficient torque, unseated or cross threaded) can be detected automatically.
- All the operation data can be saved by connecting PG-01 to an external device.

Configuration



Saving Data with Software

By using the bundled software, you can check the OK / NG judgment of screw fastening and save the measurement data in real time.

Data Import Sheet / EXCEL



Screwdriver Data Collection / Application



APPLICABLE DRIVERS

Variation

Suction

PGQ



See [P.38](#)

RELATED PRODUCTS

Control Unit (for judgement)

PG-01 (optional)

Reads the signals from the screwdriver to decide OK / NG in real time.

- Standard: RS-232C
- Input voltage: AC100-240V (50/60Hz)
- Outer dimensions: W149xD120xH49
- Weight: 520g



CONTROLLER

BLC-70



See [P.19](#)

BL Series

BL-2000

Shock Absorbing

BL-2000SS



Side view



Lever

BL-3000

Shock Absorbing

BL-3000SS



Push and Lever

BL-5000

Shock Absorbing

BL-5000SS

HI Speed

BL-5000-15

HI Torque

BL-5020



Push and Lever

SPECIFICATIONS

Lever start model		BL-2000 BL-2000SS	—	—	—	—	—	—
Push and Lever		—	BL-3000 BL-3000SS	BL-5000 BL-5000SS	BL-5000-15	BL-5020	BL-7000	BL-7000HT
Output torque range (N·m)		0.02 - 0.2	0.2-0.55 0.2-0.35 (SS)	0.2 - 1.2	0.3 - 1.0	0.5 - 2.0	0.7 - 2.8	0.7 - 3.5
Unloaded rotation speed (r.p.m.)±10% [HI / LOW]		990 / 650	980 / 680	900 / 590	1,500 / 1,000	750 / 500	960 / 630	700 / 500
Screw size (mm)	Machine screw	1.0 - 2.3	1.7 - 2.3	2.0 - 3.0		2.0 - 4.0	2.6 - 5.0	2.6 - 5.0
	Tapping screw	1.0 - 2.0	2.0 - 2.3	2.0 - 3.0	2.0 - 2.6	2.0 - 3.0	2.6 - 4.0	2.6 - 4.0
Outer dimensions	Grip diameter (Max)	∅26	∅32.5	∅38	∅38	∅38	∅40	∅40
	Length (mm)	172	192	207	207	207	239	239
Weight (g)		254	320	360	360	360	640	640
Controller	BLC-45	○	○	○	○★	○★	—	—
	BLC-70	○	○	○	○★	○★	○	—
	BLC-80	—	—	—	—	—	—	○
Bit drive selection	Standard	H4		H4		H5 and 5HEX (compatible)		
	Special Order	—	1/4HEX	H5 and 5HEX (compatible) or 1/4HEX		1/4HEX		
Accessories	Bit (one each)	HIOS Shank	H4	+ #0 (∅2.0×40) + #0 (∅2.5×40)	+ #0 (∅2.5×40) + #1 (∅4.0×40)	+ #1 (∅4.0×40) + #2 (∅4.0×40)	—	
			H5	—		+ #1 (∅5.0×60) + #2 (∅5.0×60)	+ #1 (∅5.0×60) + #2 (∅5.0×60)	
	HEX Shank	1/4HEX	+ #1 (∅5.0×50), + #2 (∅5.0×50)					
Torque adjustment spring		Yellow	—	—		—		
Cord length		2m (5P) ESD	1.5m (5P)	1.5m (5P)		1.5m (5P)	2m (5P)	
L-shaped HEX wrench		—		Width across flat: 5mm, 1 pc		Width across flat: 5mm, 1 pc		
Variations	BLQ	HIOS Shank	●	●	●	●	●	●
		HEX Shank	—	—	—	—	—	—
	BLQ-ESD	Anti-electrostatic	●	●	●	●	●	●
	BLQ-CR	●	●	●	●	—	●	●
	BL-ESD	Anti-electrostatic	●	●	●	●	●	●
	BLQ-CR-ESD	●	●	●	●	●	●	●
BL-OPC	●	●	●	●	●	●	●	

● For the models with the ★ mark, use with output power HI (DC 30V). With LOW (DC 20V) output, the screwdriver features may not be fully performed.

BL-7000

HI Torque

BL-7000HT



Employs an ultra-strong brushless motor that improves durability and stability

- Maintains a clean environment with a brushless motor that does not generate carbon particles.
- The temperature increase of the motor is suppressed by about 30%. With improved durability, maintenance cost is significantly reduced.
- Both start types, push and lever, are available on one model (except BL-2000).



Push and Lever

RELATED PRODUCTS

Pistol Attachment

PAB-70

Can be converted to a pistol type. Optimal for horizontal fastening.



Applicable model:
BL-7000 Series

Relay Box for Completion Signal

BLOP-AF

Signal from the screwdriver can be used by an external device via this box.



See [P.27](#)

Relay Box for I/O Signal

BLOP-OST2

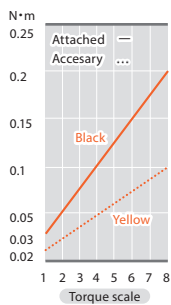
Signal from the screwdriver can be relayed to an external device via this box. Switching ON/OFF the power is also possible.



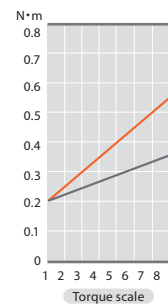
See [P.27](#)

Output Torque Guide (HI Input) ❖

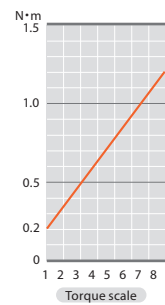
BL-2000
BL-2000SS



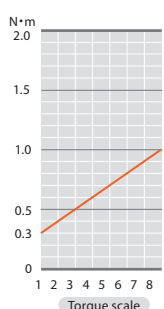
BL-3000 □
BL-3000SS □



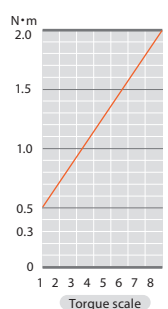
BL-5000
BL-5000SS



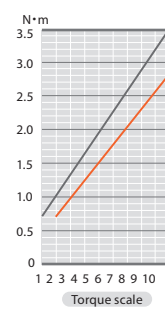
BL-5000-15



BL-5020



BL-7000 □
BL-7000HT □



* The colors in the chart indicate the spring colors.

❖ For some models, two torque adjustment springs, for HI torque (installed) and for LOW torque (accessory), are included. Please use a suitable one for your operation.

APPLICABLE DRIVERS Variation

Suction

BLQ



Suction Part
(Optional Item)

See [P.38](#)

Suction/Anti-electrostatic

BLQ-ESD



For Clean Room

BLQ-CR



Anti-electrostatics

BL-ESD



For Clean Room /
Anti-electrostatics

BLQ-CR-ESD



Supporting Screw Counter

BL-OPC



See [P.28](#)

CL Series

CL-2000



Lever

CL-9000NL (with Shockless Stand)



Push

A long seller with a wide range of torque and reliable operability

- A wide range of torque enables accurate fastening.
- Easy-to-hold small diameter grip reduces workload.
- Supports high torque screw fastening up to 5N·m (CL-9000NL).

RELATED PRODUCTS

Power Supply with Screw Counter

CLT-70STC3

With screw counter that prevents screw skipping by displaying remaining No. of screws.

See [P.28](#)



Separate Counter

CLOP-SC1

The counter can be used by connecting it to existing HIOS Controller.

See [P.28](#)



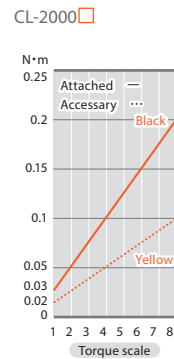
SPECIFICATIONS

Lever start model		CL-2000	—		
Push-to-start model		—	CL-9000NL		
Output torque range (N·m)		0.02 - 0.2	1.2 - 5		
Unloaded rotation speed (r.p.m)±10% [HI / LOW]		680 / 490	530		
Screw size (mm)	Machine screw	1.0 - 2.3	4.0 - 6.0		
	Tapping screw	1.0 - 2.0	4.0 - 6.0		
Outer dimensions	Grip diameter (Max)	∅26	∅52		
	Length (mm)	166	250		
Weight (g)		200	3,010 (total)		
Controller	CLC-45	○	CLC-80		
	CLC-60	○			
Bit drive selection	Standard	H4	1/4HEX		
	Special Order	—	—		
Accessories	Bit (one each)	HIOS Shank	H4	+ #0 (∅2.0×40) + #0 (∅2.5×40)	—
		HEX Shank	1/4HEX	—	+ #2 (7.0×100) + #3 (7.0×100)
	Torque adjustment spring		Yellow	—	—
	Cord length		1.5m (5P)	2m (5P)	—
Carbon brush order code (Optional / 2 pcs per set)		—	—	CL9-0410	
Variations	CLQ	HIOS Shank	●	—	
		HEX Shank	—	—	
	CL-ESD	●	—	—	
	CLQ-CR-ESD	—	—	—	
CL-NL	—	—	●		

Notes: ● The carbon brush for CL-2000 is enclosed in the motor and cannot be replaced. Although the life of the carbon brush depends on use conditions, as a guide, if you fasten about 6,000 screws a day, you need to replace the carbon brush 3 to 4 years after you start using it. Please contact a HIOS distributor for maintenance and repair.

Controller [P.19](#) Spec. [P.42](#)

Output Torque Guide (HI Input) ❖



* The colors in the chart indicate the spring colors.
CL-9000NL: For torque adjustment, refer to the torque scale sticker affixed to the main body.

❖ For some models, two torque adjustment springs, for HI torque (installed) and for LOW torque (accessory), are included. Please use a suitable one for your operation.

APPLICABLE DRIVERS Variations

Suction

CLQ



See [P.38](#)

For Clean Room/Anti-electrostatic

CLQ-CR-ESD



See [P.38](#)

Controller

Exclusive quiet controller for DC screwdrivers to drive them safely.

- Connected to an AC outlet. It converts power to low output for DC screwdrivers.
- Please use HIOS screwdrivers in combination with a HIOS Controller for safe screw fastening.

Controller for Brushless Screwdrivers

BLC-45 (for one screwdriver)



BLC-70 (for one screwdriver)



BLC-80



SPECIFICATIONS

Model	BLC-45	BLC-70	BLC-80
Primary input power supply	AC100-240V (47-63Hz)	AC100-240V (47-63Hz)	AC100-240V (47-63Hz)
Secondary output voltage	HI (2): DC30V, LOW (1): DC20V (2-step switch)	HI (2): DC30V, LOW (1): DC20V (2-step switch)	HI (2): DC30V, LOW (1): DC20V (2-step switch)
Outer dimensions (mm)	71.5 (W)×146 (D)×42.6 (H)	88 (W)×210 (D)×52 (H)	116 (W)×210 (D)×55 (H)
Weight (g)	320	685	1,370
Accessories	Power supply cord 1.8m (1 pc), flat 2P conversion plug (1 pc) (only for 100V), mounting hardware, mounting screws	Power supply cord 1.8m (1 pc), flat 2P conversion plug (1 pc) (only for 100V), mounting hardware, mounting screws	Power supply cord 1.8m (1 pc), flat 2P conversion plug (1 pc) (only for 100V), mounting hardware, mounting screws
Plug type	A / A-2 / A-3 / C / BF / S	A / A-2 / A-3 / C / BF / S	A / A-2 / A-3 / C / BF / S
Applicable screwdrivers	BLG	BLG-4000 Series / BLG-5000 Series (except for BLG-5000-18)	BLG-4000 Series / BLG-5000 Series / BLG-7000
	BL	BL-2000 Series/BL-3000 Series/BL-5000 Series	BL-2000 Series/BL-3000 Series/BL-5000 Series
	PG	—	PG-3000 / PG-5000 / PG-7000

Note: Use the HI speed and/or HI torque controllers with HI setting only.

Related Products | Controllers for Screwdrivers

Controller For Brushed Screwdrivers

CLC-45 (for one screwdriver)



CLC-60 (for one screwdriver)



CLC-80 (for one screwdriver)



SPECIFICATIONS

Model	CLC-45	CLC-60	CLC-80
Primary input power supply	AC100-240V (47-63Hz)	AC100-240V (47-63Hz)	AC100-240V (47-63Hz)
Secondary output voltage	HI (2): DC30V, LOW (1): DC20V (2-step switch)	HI (2): DC30V, LOW (1): DC20V (2-step switch)	HI (2): DC30V, LOW (1): DC20V (2-step switch)
Outer dimensions (mm)	71.5 (W)×146 (D)×42.6 (H)	88 (W)×210 (D)×52 (H)	116 (W)×210 (D)×60 (H)
Weight (g)	330	715	1,400
Accessories	Power supply cord 1.8m (1 pc), flat 2P conversion plug (1 pc) (only for 100V), mounting hardware, mounting screws	Power supply cord 1.8m (1 pc), flat 2P conversion plug (1 pc) (only for 100V), mounting hardware, mounting screws	Power supply cord 1.8m (1 pc), flat 2P conversion plug (1 pc) (only for 100V), mounting hardware, mounting screws
Plug type	A / A-2 / A-3 / C / BF / S	A / A-2 / A-3 / C / BF / S	A / A-2 / A-3 / C / BF / S
Applicable screwdrivers	CL-2000, CL-3000, CL-4000, CL-6500	CL-2000, CL-3000, CL-4000, CL-6500, CL-7000	CL-2000, CL-3000, CL-4000, CL-6500, CL-7000, CL-9000NL

PGF Series

PGF-3000



PGF-5000



PGF-7000



Control Unit (for Judgment)

PG-01 (Optional)

Reads signals from the screwdriver to decide OK / NG in real time.



- Serial communication: RS-232C
- Input voltage: AC100-240V (50/60Hz)
- External dimensions: 149(W)×120(D)×49(H)
- Weight: 520g

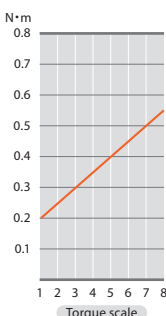
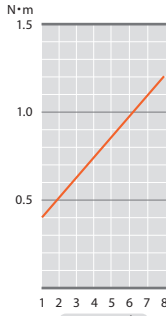
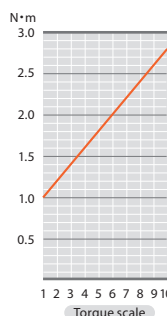
Relay Box

PGF-SUBBOX (Optional)

A relay interface that connects devices.



SPECIFICATIONS

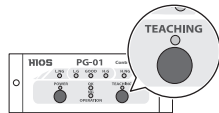
Lever start model		PGF-3000	PGF-5000	PGF-7000
Output torque range (N·m)		0.2 - 0.55	0.4 - 1.2	1.0 - 2.8
Output Torque Guide (HI Input)				
Unloaded Rotation Speed (r.p.m) ±10%	HI (11 steps)	625 - 950	690 - 985	645 - 935
	LOW (11 steps)	115 - 325	115 - 320	210 - 595
Screw Size (mm)	Machine Screw	1.7 - 2.3	2.3 - 3.0	2.6 - 5.0
	Tapping Screw	2.0 - 2.3	2.0 - 2.3	2.6 - 4.0
Outer dimension to the flange (mm)		148, ∅40	179, ∅40	179, ∅40
Weight (g)		363	494	809
Applicable Controller	BLT-AY-61	●	●	—
	BLT-AY-71	—	—	●
Bit Drive Selection	Standard	H4	H4	H5 and 5HEX (compatible)
	Special Order	—	—	1/4HEX
Accessories		Screwdriver cord (3m), PG-01 (optional), AC adaptor (1.5m), Sensor cord (3m), I / O flat cable (30cm), PGF-SUBBOX (optional), cord dedicated to PGF-SUBBOX (40cm), Start Torque-up Cable (40cm), converter (USB to RS-232C) (35cm), RS-232C Cable (2m), inch screws for replacement 4 pieces		
Variations	PGFQ	HIOS Shank	●	●
		HEX Shank	—	—
	PGFR	Screw-on-type Bit	—	●

Controller [P.25](#) →

Judging screw fastening quality and saving the data. For error detection, you can rely on the Pass Guard System

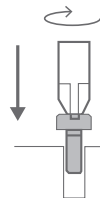
- The built-in torque sensor automatically judges every fastening (OK / NG).
- The errors that are difficult to be found visually (such as insufficient torque, unseated or cross threaded) can be detected automatically.
- All the operation data can be saved by connecting PG-01 to an external device.

Workflow of Pass Guard System Use



Setting reference values

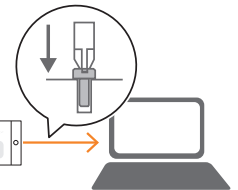
Set the acceptance reference values by memorizing the minimum and maximum fastening values and working time.



Actual work and judgment

Check for errors as you work. The judgment result is informed by the lamp and buzzer of the PG-01.

- High or low torque
- Wrong screw length
- Damaged screw hole
- Incomplete fastening



Data output

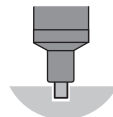
Output data can be checked and recorded with an external device.

APPLICABLE DRIVERS Variations

Suction [P.38](#) PGFQ



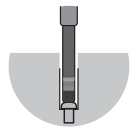
By attaching it to the tip of the screwdriver and connecting it to the pump, a screw can be sucked to the tip of the bit. Unlike a magnet-type suction device, with a vacuum suction system, screws made of any type of material can be used.



For Deep Recessed Hole [P.40](#) PGFR (Special Order)



Supports wall-side and deep-hole screws. The FR mouthpiece sticks to the screw head and can be smaller than the screw head diameter, making it effective for fastening screws near walls or in places where only screws can pass. One mouthpiece supports multiple types of screws. Adopts a vacuum suction system.



ACCESSORIES

Screwdriver Cord (Attached) BLF7-0612-VI

Strong against breaking and bending.



Length: 3m (10P)
Weight: 320g

Damper Unit BLF-DP

Absorbs impact against the workpiece while the Z-axis is descending and reduces the load on a screw and the screwdriver.



Thrust load
● Initial load: approx. 21.4 N
● Maximum load: approx. 80.4 N

Vacuum Pump VP-3



Picks up a screw to the bit tip with vacuum pressure. For Suction-type Screwdrivers.

Configuration of Suction Screwdriver for PGF



Screwdriver



Suction Part (optional)



Control Unit and Relay Box



Controller (optional)



Vacuum Pump (optional) [P.26](#)

BLF Series

BLF-2000



BLF-5000



BLF-7000

BLF-7000X

BLF-7025X



SPECIFICATIONS

Model		BLF-2000	BLF-5000	BLF-7000	BLF-7000X	BLF-7025X
Output torque range (N·m)		0.03 - 0.35	0.3 - 1	0.7 - 2	0.7 - 2	1.2 - 2.5
Output torque guide (HI input)❖						
Unloaded Rotation Speed (r.p.m) ±10%	LOW (11 steps)	120 - 345	115 - 320	150 - 450	150 - 450	120 - 350
	HI (11 steps)	690 - 975	660 - 940	495 - 735	495 - 735	400 - 600
Screw Size (mm)	Machine screw	1.0 - 2.3	2.0 - 3.0	3.0 - 4.0	3.0 - 4.0	3.0 - 4.0
	Tapping screw	1.0 - 2.0	2.0 - 2.6	3.0 - 4.0	3.0 - 4.0	3.0 - 4.0
Outer Dimension to the Flange (mm)		124, ø38	148, ø40	160, ø42	160, ø42	160, ø42
Weight (g)		315	470	810		
Controller	BLT-AY-61	●	●	—	—	—
	BLT-AY-71	—	—	●	●	●
Bit Drive Selection	Standard	H4	H5 and 5HEX (compatible)	H5	1/4HEX	
Accessories	Screwdriver Cord	3m (10P)				
	Spring	Silver	—			
Variations	BLFQ	HIOS Shank	●	●	●	—
		HEX Shank	—	—	—	—
	BLFR	Screw type ø4	—	●	—	●

❖For some models, two torque adjustment springs, for HI torque (installed) and for LOW torque (accessory), are included. Please use a suitable one for your operation.

●The torque lines in the chart show the measurements taken at the rotation speed of 30. Please refer to them as guides.

●The measurements were taken in a combination of HIOS torque meter (HP) and fidaptor (special adaptor).

Simple structure and high durability constantly support stable torque accuracy!

- Simple control circuit and stable torque accuracy offer uniform fastening quality.
- You can externally manipulate the forward, reverse and low-speed rotations of the screwdriver (standard specification).
- Optional suction, BLFR (special order) is available - this reduces wobbling and is ideal for screw fastening in a deep recessed hole. (Special order)

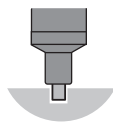
APPLICABLE DRIVERS Variations

Suction [P.38](#) →

BLFQ



By attaching it to the tip of the screwdriver and connecting it to the pump, a screw can be sucked to the tip of the bit. Unlike a magnet-type suction device, with a vacuum suction system, screws made of any type of material can be used.

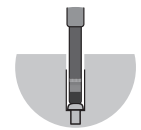


For Deep Recessed Hole [P.40](#) →

BLFR (Special order)



Supports wall-side and deep-hole screws. The FR mouthpiece sticks to the screw head and can be smaller than the screw head diameter, making it effective for fastening screws near walls or in places where only screws can pass. One mouthpiece supports multiple types of screws. Adopts a vacuum suction system.



ACCESSORIES

Screwdriver Cord (Attached)

BLF7-0612-VI

Strong against breaking and bending.



Length: 3m (10P)
Weight: 320g

Damper Unit

BLF-DP

Absorbs impact against the workpiece while the Z-axis is descending and reduces the load on a screw and the screwdriver.



Thrust load
● Initial load: approx. 21.4 N
● Maximum load: approx. 80.4 N



When attached

Vacuum Pump

VP-3



Picks up a screw to the bit tip with vacuum pressure. For Suction-type Screwdrivers.

Configuration of Suction Screwdriver for BLF



Screwdriver



Suction Part (optional)



Controller (optional)



Vacuum Pump (optional) [P.26](#) →

CL-A Series

Can be mounted to an orthogonal robot. Ideal for assembly line automation.

- Stable torque accuracy helps uniform screw fastening for automation.
- With compact light weighted body, easy to install to an existing assembly system.
- Rich lineup for model selection according to the application.

CL-816A



CL-825A



CL-850A



SPECIFICATIONS

Model	CL-816A	CL-825A	CL-850A	
Output Torque Range (N·m)	1.5 - 2.5	2 - 4	2.4 - 4.5	
Output Torque Guide (HI Input) [❖]	<p>CL-816A □ CL-825A □</p>		<p>CL-850A</p>	
Unloaded Rotation Speed (r.p.m)±10% [HI/LOW]	550 / 310	370 / 210	570 / 320	
Screw Size(mm)	Machine Screw	3.0 - 4.0	4.0 - 5.0	4.0 - 5.0
	Tapping Screw	3.0 - 4.0	4.0 - 5.0	4.0 - 5.0
External Dimensions	Grip Diameter	∅50	∅50	∅62
	Total Length (mm)	251	251	261
Weight (g)	1,270	1,270	1,700	
Controller	CLT-AY-81	CLT-AY-81	CLT-AY-81	
Bit Drive Selection	1/4HEX	1/4HEX	1/4HEX	
Accessories	Spring	White	Yellow	Yellow
	Cord Length	3m (4P5P)	3m (4P5P)	3m (4P4P)
Carbon Brush Order Code (optional) 2 pcs per set	CL9-0410	CL9-0410	CL850-0381	
Variations	R / O / OW	●	●	●

*The colors in the chart indicate the spring colors.

APPLICABLE DRIVERS Variations

*When you order a product with the special specifications (R / OL / OW) other than suction screwdriver (Q-SET), please contact the HIOS distributor.

R Left-hand screw

The screwdriver is for left-hand screws (CCW rotation).

O Oil seal

The screwdriver has a mechanism to prevent gear grease penetration into the motor when it is installed facing upward.

OW One-way clutch

If both forward and reverse rotations are required in a line, reverse rotation achieves larger torque than forward rotation.

* The rotation speed in the table may have some error due to fluctuations in input voltage. Please refer to the rotation speed as a guide.

* Please be careful about the flange shape because it varies depending on the wiring inside the driver or the model.

❖For some models, two torque adjustment springs, for HI torque (installed) and for LOW torque (accessory), are included. Please use a suitable one for your operation.

Notes: Please note that the torque adjustment springs with ★ mark are not included in the Nitto Seiko screwdriver package.

Controller

Exclusive controllers for brushless screwdrivers for automated machines

Controllers featuring screwdriver rotation speed and direction switching functions as standard. The rotation speed can be chosen from 22 levels. The controllers can be used for various screw fastening operations. They can be controlled from an external device such as PLC.

BLT-AY-61 (for one screwdriver)

Applicable to:
PGF Series
BLF Series



BLT-AY-71 (for one screwdriver)

Applicable to:
PGF Series
BLF Series



SPECIFICATIONS

Model	BLT-AY-61		BLT-AY-71
Primary input power supply	AC100-240V, 47-63Hz		
Secondary output voltage	HI: DC20-30V, LOW: DC5-15V (switchable in 11 steps for both HI and LOW)		
Outer dimensions (mm)	202 (W)×143 (D)×87 (H)		
Weight (kg)	1.75		
Accessories	Power supply cord 1.8m with ground wire 1 pc, connector terminal block 1 pc		
Plug Type	A-1 / A-2 / A-3 / C / BF / S		
Applicable screwdrivers	PGF	PGF-3000, PGF-5000	PGF-7000
	BLF	BLF-2000, BLF-5000	BLF-7000 Series

Exclusive controllers for brushed screwdrivers for automated machines

CLT-AY-81 (for one screwdriver)

Applicable to:
CL-A Series



SPECIFICATIONS

Model	CLT-AY-81
Primary input power supply	AC100V±5% 50/60Hz
Secondary output voltage	About DC17-30V (stepless)
Outer dimensions (mm)	320 (W)×220 (D)×154 (H)
Weight (kg)	13.5
Accessories	Power supply cord 1.8m with ground wire 1 pc, spare fuse 1 pc, fork terminals 5 pcs
Plug type	A-1
Applicable screwdrivers	CL-A Series

Optional Specifications

These functions cannot be added after purchase.

2WV

Low torque rotation (5-15V) can be controlled externally.
Models: CLT-AY-81-2WV

REV

Reverse rotation can be controlled externally.
Models: CLT-AY-81-REV

2WV+REV

Low torque rotation (5-15V) and Reverse rotation can be controlled externally.
Models: CLT-AY-81-REV-2WV






Plug Types

Voltage	100V		120V		220-240V		
	Type A	Type A-1	Type A-2	Type A-3	Type C	Type BF	Type S
Plug Shape							

Peripherals and Accessories

Screwdriver Cord

BLG Series (BLG only) / BL Series / CL Series

		Screwdriver Cord 1.5m / 2m / 2m (anti-electrostatic) / 3m
		Flex screwdriver Cord 2m Strong against breaking and bending.
		Curled Cord Max. Stretching Length 7.5m Versatile and stretchable cord.
		Extension Cord 3m / 5m Use this when the existing cord is not long enough.

PG Series / BLG-BC2 Series / BLG-BC1 Series
BLG-ZERO1 Series / BLG-OPC Series / BL-OPC Series

		Screwdriver Cord 2m
		Flex Cord 3m Strong against breaking and bending.

For Suction-type Screwdrivers

Vacuum Pump

VP-3

Picks up a screw to the bit tip with vacuum pressure.



Model	VP-3
Primary Input power	AC100V, 120V, 220V-240V ±5%
Max. Power Consumption	39W±20%
Ultimate Vacuum	-350mm Hg
Air Capacity	25L / min
Dimensions (mm)	200×188×142 (H)
Weight (kg)	3.8
Plug Type	A-1/A-2/A-3/C/BF/S

Rescuing Screws

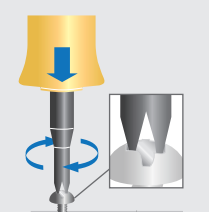
HIOS Spike® Bit D.PAT (for Precision Screws)

SPK Series

A specially designed tool to remove screws with damaged recesses. Ideal for unscrewing high-end products because its tip can bite into the recess without causing cam out.



How to Use
Hook the spike on the damaged cross, make sure the spike gets into the recess, and turn the bit while pushing the spike vertically.




	Description		
Grip Color	Yellow	Blue	Red
Applicable Screw Size	M1.2-M1.4	M1.4-M1.7	M1.7-M2.0
3-pc Set of Spike Bits (order code)	SPK-SET01		
Single Bit (order code)	SPK-1214	SPK-1417	SPK-1720

Aluminum Handle Screwdriver

WOOD-4AL


Applicable bit
HIOS Bit H4



Wooden Handle Screwdriver

WOOD-5

Applicable bit
HIOS Bit H5



Screwdriver can be securely gripped and doesn't slip!

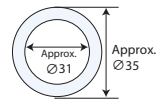
Grip Ring TM.D.PAT

Reduces fatigue due to grip slip and improves work efficiency.



Dimensions of Grip Ring

Unit: mm



Applicable models

All models (Except BL-2000 and CL-2000)



Description				
Color	Single color	Yellow	Blue	Red
	(10 pcs per pack)	GRIP-Y10	GRIP-BL10	GRIP-R10

Carbon Brush

The carbon brush should be replaced when abrasion reaches the groove on its side. Replace 2 carbon brushes at the same time.



List of carbon brushes and applicable screwdrivers (1 pair: 2 pcs)

		Applicable models	Order code
CL Series		CL-3000	A45-0420
		CL-4000	CL4-0420
		CL-6500, CL-7000	CL65-0490
		CL-9000NL	CL9-0410
VZ Series	100V	VZ-1510	ACL10-0490
	100V	VZ-1820, VZ-3007 VZ-3012, VZ-4506	VZ18-0480
	220V-240V	VZ-1812, VZ-3007 VZ-4504	VZ18-0481B

• Note: The carbon brushes for CL-2000 are enclosed type and cannot be replaced by a user. When a replacement is required, please contact the HIOS distributor.

[Guide for Replacement] Although the life of the carbon brush depends on use conditions, if you fasten about 6,000 screws a day, you have to replace the carbon brush 3 to 4 years after you started using it.

ACCESSORIES

Vertical Screwdriver Operating Stand

VMS-40

For BLG Series / BL / CL / VZ-1510

VMS-50

For PG / BLG Series / BL / CL / VZ-1510

VMS-50VZ

For PG / VB / VZ (except VZ-1510)

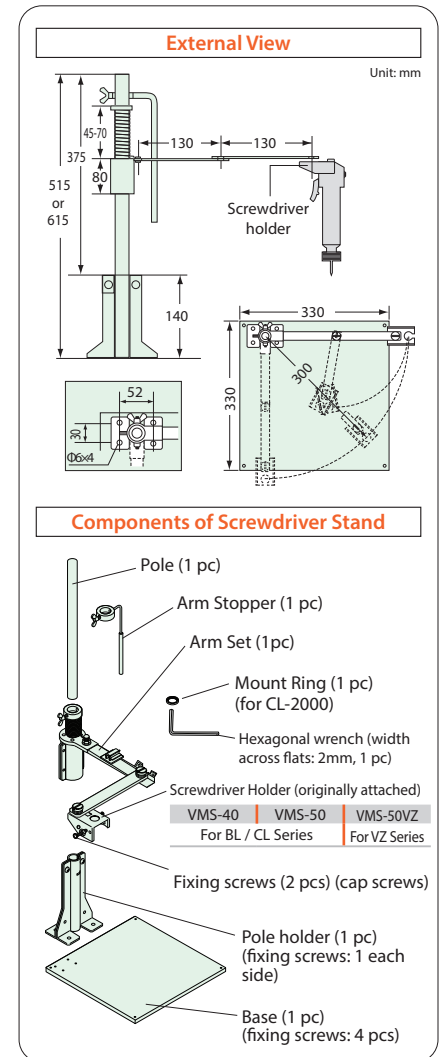
Always keeps the screwdriver vertical to support accurate screw fastening.



SPECIFICATIONS

Model	VMS-40	VMS-50	VMS-50VZ	Model No. of Screwdriver Holder	
Pole Height (mm)	515	615	615	Model No. of Screwdriver Holder	
Weight (kg)	2.5	2.65	2.65		
BL Series	BL-2000 / BL-3000 / BL-5000				
CL Series	CL-2000 / CL-3000 / CL-4000 / CL-6500 / CL-7000			VMS40-0180	
VZ Series	—			All (except VZ-1510 Series)	
PG Series	—			PG-3000	VMS-0900-PG3
	—			PG-5000	VMS-3910-PG5
	—			PG-7000	VMS-0900-PG7
BLG-BC2	BLG-4000BC2 / BLG-5000BC2			VMS-0900-BLG45	
BLG-BC1	BLG-4000BC1 / BLG-5000BC1				
BLG-ZERO1	BLG-4000ZERO1 / BLG-5000ZERO1				
BLG Series	BLG-4000 / BLG-5000				
BL Series	BL-7000				
VB Series	—			VB-1510 / VB-1510PS	VMS-0910-PG5
	—			VB-1820 / VB-3012	VMS-0900-PG7
	—			VB-1820PS / VB-3012PS	VMS-0900-VB18PS
VZ Series	VZ-1510 / VZ-1510PS			—	VMS50-0190
Accessories	Pole 1 pc, arm stopper 1 pc, arm set 1 pc, pole holder 1 pc, base 1 pc, mount ring 1 pc (for CL-2000)*, hexagonal wrench*				

* Not included in VMS-50VZ.



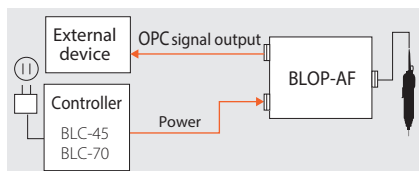
Relay Box

A relay box relays output signals from a screwdriver to an external device. Please use it to control external devices, such as screw counter.

BLOP-AF

Output signal FOR (forward), REV (reverse), T-UP (complete)

The signals (FOR, REV and T-UP) from the screwdrivers of OPC-type screwdriver with signal output function, can be extracted with this unit to connect to an external unit such as a sequencer.

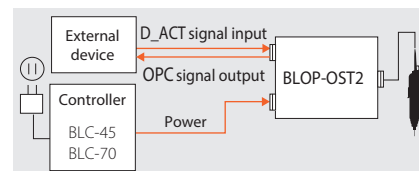


BLOP-OST2

Input signal D_ACT (start)

Output signal FOR (forward), REV (reverse), T-UP (complete)

The signals (FOR, REV and T-UP) from the OPC-type screwdriver can be output with this box to connect to an external device such as a sequencer. Also power delivery to the screwdriver can be controlled.



SPECIFICATIONS

Model	BLOP-AF	BLOP-OST2
Primary Input Power Source	DC30V	
Secondary Output Voltage	Same as that of the primary input	
External Dimensions (mm)	70(W)×42(D)×100(H)mm	
Weight (g)	160	
Accessories	Screwdriver cord 1.5m (1 pc), mounting hardware (2 pcs), plug for external I/O	
Applicable Models	BLG Series	BLG-4000-OPC, BLG-5000 Series-OPC
	BL Series	BL-2000-OPC, BL-3000-OPC, BL-5000 Series-OPC, BL-7000-OPC (BLOP-AF only)

STC3 / SC1 Series

Compact size counter that prevents human error of skipping

The remaining number of screws is displayed after each fastening by counting down so that skipping can be prevented. The number of screws to be fastened can be set up to 99.

- A buzzer notifies completion when the final screw has been fastened. Automatic reset enables continuous operation.
- You feel safe because it controls erroneous operations of the screwdriver and excludes unnecessary count such as reasuring fastening or retightening.
- There is a special type which you can connect with your existing HIOS power supply to use it as a counter (SC1 Series).

Screw Counter STC3 Series

BLOP-STC3 (for 1 screwdriver)

Applicable screwdrivers:
BL Series (Model: BL-OPC)
BLG Series (Model: BLG-OPC)

DC Type



CLT-70STC3 (for 1 screwdriver)

Applicable screwdrivers:
CL Series (except CL-9000NL)

DC Type



VZOP-STC (for 1 screwdriver)

Applicable screwdrivers:
VB Series (VB-OPC / VBH-OPC)
VZ Series (VZ-OPC / VZH-OPC)
* Except AC220-240V models

AC Type



SPECIFICATIONS

Model	BLOP-STC3	CLT-70STC3	VZOP-STC	
Primary Input Power Source	AC100-240V, 47-63Hz		AC100V (50/60Hz)	AC120V (50/60Hz)
Secondary Output Voltage	HI(2): Approx. DC30V, LOW(1): Approx DC20V 2 steps		—	
External Dimensions (mm)	127(W)×208(D)×76(H)		160(W)×175(D)×84(H)	
Weight (kg)	1.8		1.5	
Connector Type	6P	5P	—	
Accessories	Power cord 1.8m (with ground wire), crimp-type terminals 8 pcs		Power cord 1.8m (with ground wire), crimp-type terminals 8 pcs	
Plug Type	A-1/A-2/A-3/C/BF/S		A-1	A-2

* These counters don't interlock with the built-in counter.

Separate Counter SC1 Series

BLOP-SC1 (for 1 screwdriver)

Applicable screwdrivers:
BL Series (BL-OPC)
BLG Series (BLG-OPC)

DC Type



CLOP-SC1 (for 1 screwdriver)

Applicable screwdrivers:
CL Series

DC Type



Example of Configuration



You need to prepare another power supply for the separate counter.

SPECIFICATIONS

Model	BLOP-SC1	CLOP-SC1
Primary Input Power Source	DC20/31V	
Secondary Output Voltage	Same as the connected power supply	
External Dimensions (mm)	110(W)×100(D)×55(H)	
Weight (g)	600	
Connector Type	6P	5P
Accessories	Power cord 1.5m 1 pc, crimp-type terminals 8 pcs	
Connectable Power Supply	BLC-45 / BLC-70	CLC-45 / CLC-60 / CLC-80

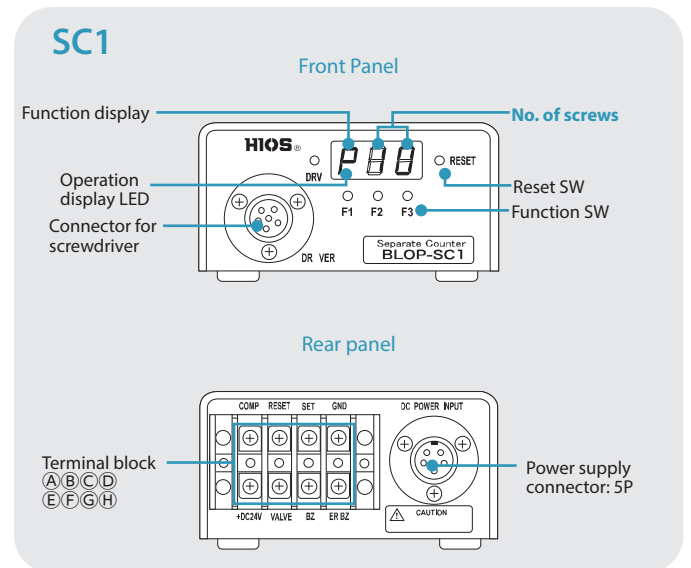
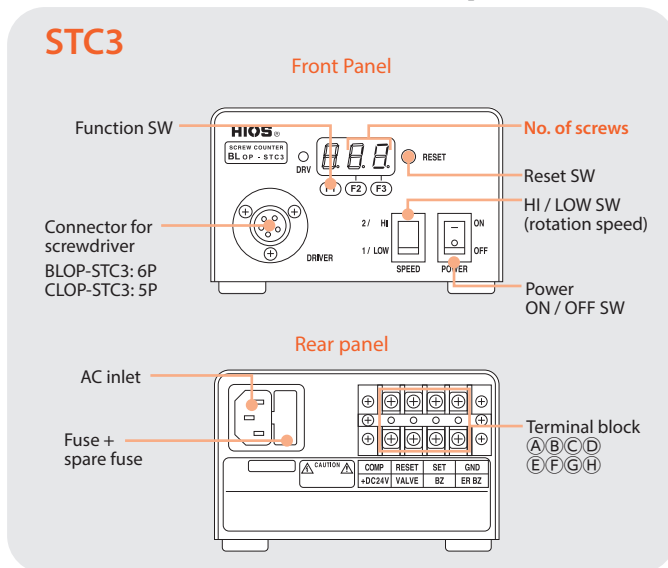
* These counters don't interlock with the built-in counter.

STC3 / SC1

Model	Screw Counter			Separate Counter (external type)		
	STC3 Series		STC Series	SC1 Series		
	BLOP-STC3 (power supply type)	CLT-70STC3 (power supply type)	VZOP-STC	BLOP-SC1	CLOP-SC1	
Function						
Counting	Fastener count (1 to 99)	●	●	●	●	
	Counting Direction	Forward (count-down)	●	●	●	●
		Reverse (count-up*)	●	—	●	—
	Display	LED	●	●	●	●
		Count timer	●	●	●	●
	Built-in Timer	Workpiece set timer	●	●	●	●
		Workpiece reset timer	●	●	●	●
Reverse count timer		●	—	●	—	
External I/O	Power supply for external devices (E)	●	●	●	●	
	Control output (A, F, G)	●	●	●	●	
	Control input (B, C)	●	●	●	●	
	Error output (H)	●	●	●	●	

*1 If you unscrew during operation, the count number will go back by one.

Names and functions of components of screw counter



Function SW	Function	Terminal block	Signal	Description	
F1	Set fastener count (1 to 99)	A B C D E F G H	A	COMP	"Work complete" signal output terminal, open collector output
	Set count timer		B	RESET	Resets the count timer, input terminal for the "workpiece fixing release" signal from an external device
	Set workpiece set timer		C	SET	Input terminal for the "workpiece set confirmation" signal
	Set workpiece reset timer		D	GND	—
	Set reverse count timer		E	+DC24V	Power supply terminal for external device, open collector output
F2	Display the number of screws remaining. Control the sound of buzzer. Setting of ON/OFF of the reverse count control	F	VALVE	Output terminal for external device, open collector output	
		G	BZ	Work complete output terminal, open collector output	
F3	Control the normal counter operation. Setting ON/OFF of the torque-up buzzer sound control	H	ER BZ	Warning for a removed workpiece before operation complete, open collector output	

Notes:
 • Display and functions of VZOP-STC operation panel are partially different from the above.
 • CLT-70STC3 and CLOP-SC1 don't have a reverse count timer.

Plug Types

Voltage	100V		120V	220-240V			
Plug Shape	Type A	Type A-1	Type A-2	Type A-3	Type C	Type BF	Type S

HDP / HP Series

High-performance torque meter series with wireless data transfer

In addition to the basic performance of high-precision torque measurement, measurement error check, high-visibility display, and mobile use with built-in battery, this high-performance torque meter series features a wireless data transfer function of measured torque data as standard.

- Featuring a measured torque data transfer function as standard. This system contributes to the realization of Document DX by eliminating the problem of connecting cables, reducing document storage space, making documents paperless, and promoting information sharing.
- The new series has an even better display. The continuity of the measured torque is displayed graphically. The high-precision measurement method has evolved into four modes. You can check detailed data focusing on "peak value," "first peak value," "waveform," and "continuous waveform." Also, torque changes can be visualized in a graph. The precise and accurate display has been further enhanced for better visibility.
- The measurement mode and settings can be changed from an external device. A new design with better operability in addition to improved functionalities.



HDP

It measures fastened screws with high accuracy, such as additional fastening and return torque, and visualizes measurement data related to fastening conditions with a variety of advanced tracking functions.

HDP-5

HDP-50

HDP-50X (Available on request)



SPECIFICATIONS

Model		HDP-5	HDP-50	HDP-50X
Interface		Standard: Bluetooth Option: RS-232C	Standard: Bluetooth Option: RS-232C	Standard: Bluetooth Option: RS-232C
Peak measuring range	N·m	0.015 - 0.500	0.15 - 5.00	0.15 - 10.00
	N·cm	1.5 - 50.0	15 - 500	15 - 1000
Accuracy		Within ±0.5% (F.S.)		
Measuring Mode		PEAK, F.PEAK*1, TR1, TR2		
External Dimensions (mm)	Display Unit	134×100×36(H)	134×100×36(H)	134×100×36(H)
	Detector	92(L)×∅32	131(L)×∅35	140(L)×∅35
	Detector Bit Socket	H4	H5	1/4HEX
Weight (g)	Display Unit	495	495	495
	Detector	105	216	216
Battery Pack (Charging Time)		1000mA Ni-MH Battery built-in 3.6V (operating voltage: 3.3V) Maximum 300mA when the power is ON		
Continuous Operating Time on Full Charge		Permanent power connection		
Battery Life		About 500 charges		
Exclusive Battery Charger		Input: AC 100-240V (50/60Hz) Output: DC 5V 2A		

*1 The lower limit of the measurement range; HDP-5: 0.026N · m, HDP-50/HDP-50X: 0.26N · m

Standard Accessories

Model	HDP-5	HDP-5X	HDP-50	HDP-50X
Bit Drive	H4	1/4HEX	H5	1/4HEX
Bit (1 pc each)	+ #0×40mm + #1×40mm	+ #1×50mm + #2×50mm	+ #1×60mm + #2×60mm	+ #1×50mm + #2×50mm
Auxiliary Arm	—	—	1 pc	1 pc
Others	● AC Adapter ● Detector Cord 2m ● Inspection Certificate, Calibration Sheet etc.			

HP

This series covers a various usages including torque settings on electric screwdrivers, torque control of other tools, etc.

HP-1 (Available on request)



HP-10



HP-100







SPECIFICATIONS











Model	HP-1*	HP-10	HP-100
Interface	—	Standard: Bluetooth Option: RS-232C	Standard: Bluetooth Option: RS-232C
Peak measuring range	N·m	—	0.015 - 1.000
	N·cm	0.15 - 10.00	1.5 - 100.0
	N·mm	1.5 - 100.0	—
Accuracy	Within ±0.5% (F.S.)	Within ±0.5% (F.S.)	Within ±0.5% (F.S.)
Measuring Mode	Track, Peak, First Peak	PEAK, F.PEAK*, TR1, TR2	PEAK, F.PEAK*, TR1, TR2
External Dimensions (mm)	230×124×65.2 (H)	230×110×50 (H)	230×110×50 (H)
Weight (kg)	1.8	1.94	1.94
Battery Pack (Charging Time)	6V NiMH 1,000mA (within 6 hours)	1000mA Ni-MH Battery built-in 3.6V (operating voltage: 3.3V) Maximum 300mA when the power is ON	
Continuous Operating Time on Full Charge	8 hours	Permanent power connection	Permanent power connection
Battery Life	About 300 charges	About 500 charges	About 500 charges
Exclusive Battery Charger	Input: AC 100-240V (50/60Hz) Output: DC 7.3-8V 0.5A	Input: AC 100-240V (50/60Hz) Output: DC 5V 2A	Input: AC 100-240V (50/60Hz) Output: DC 5V 2A

* Please ask HIOS distributor for fidaptor.

Standard Accessories

Model	HP-1	HP-10	HP-10X	HP-100	HP-100X
Fidaptor with Safety Cover	—	P/N: TF4G-Z (yellow) 1 pc	P/N: TF6SG-Z (yellow) 1 pc	P/N: TF5G-Z (black) 1 pc	P/N: TF6XG-Z (black) 1 pc
Shaft with Screw	—	—	—	P/N: TF5G-0010-4 1 pc  HIOS Shank H4	P/N: TF6XG-0010 1 pc  HEX Shank (2-step shaft) Upper: 5HEX Lower: 1/4HEXmm
Buffer Spring	—	—	—	P/N: CL65-0040 (yellow) 1 pc Measuring range: 0.15 - 0.6N·m 	P/N: CL65-0040 (yellow) 1 pc Measuring range: 0.15 - 0.6N·m 
Others	● Exclusive battery charger ● Grease (only for HP-100) Part code: TF-G3 ● Inspection Report etc.				

List of Applicable Fidaptors

Model	HP-10				HP-100						
	Standard	Optional			Standard	Optional			SoftJoint		
Type		2-step shaft		Without safety cover		2-step shaft	Without safety cover	Without safety cover			
P/N	TF4G-Z	TF6SG-Z	TF4SG-Z	TF4S-Z	TF5G-Z	TF6XG-Z	TF6U-Z*1	TF6UP-Z*2	TF6U-Z*1	TF6UP-Z*2	
Measuring Range (N·m)	0.15 - 0.6	0.15 - 0.6	0.25 or smaller	0.25 or smaller	0.5 - 3	0.5 - 3	3 - 9	3 - 9	1 - 6		
Bit Drive	H4	Upper: 5HEX, Lower: 1/4HEX	H4	H4	H5	Upper: 5HEX, Lower: 1/4HEX	1/4HEX	1/4HEX	1/4HEX	M8 Hexagonal socket head cap screw	
											

*1 For measuring hi-torque screwdriver (Lever Start) *2 For CL-9000NL

HM / HIT Series

Controls measurement by various tools with appropriate quality and precision

- Easily measures in CW (clockwise) and CCW (counterclockwise). Two units, N·m and N·cm are available.
- The measurement data can be imported into your PC for management. Data output and analog output are included in the standard specifications.
- We promptly respond to your request for calibration and maintenance services. "Inspection Report" is attached to every product.

HM

For torque control of automatic assembly machines

HM-10



HM-100



SPECIFICATIONS

Model		HM-10	HM-100
Peak Measuring Range	N-m	0.015 - 1.000	0.15 - 10.00
	N-cm	1.5 - 100.0	15 - 1000
Accuracy		Within ±0.5% (F.S.)	Within ±0.5% (F.S.)
Measuring Mode		Track, Peak	Track, Peak
External Dimensions (mm)	Torque Display	165 × 95 × 55 (H)	165 × 95 × 55 (H)
	Detector	119 × 45 × 33 (H)	119 × 45 × 33 (H)
Weight (kg)	Torque Display	1	1
	Detector	0.35	0.35
Detector Cord		1.7m (P/N: DPC-0506)	1.7m (P/N: DPC-0506)
Battery Pack (charging Time)		6V NiMH (within 8 hours)	6V NiMH (within 8 hours)
Continuous Operating Time on Full Charge		30 hours	30 hours
Battery Life		About 300 charges	About 300 charges
Exclusive Battery Charger		Input: AC100V, Output: DC 7.2V 120mA	Input: AC100V, Output: DC 7.2V 120mA

Standard Accessories

Model	HM-10	HM-100
Fidaptor with screw	P/N: TFM26-Z (Yellow) 1 pc	P/N: TFM40-Z (Black) 1 pc
Buffer Spring		P/N: CL65-0040 Measuring range: 0.15 - 0.6 N·m 
Screw	Replacement screws on the top of fidaptor: 5 pcs Hexagon socket head set screw for fixing: 2 pcs	
L-shaped Wrench	Width across flats 1.5mm 1 pc	Width across flats 1.5mm/2mm 1 pc
Others	<ul style="list-style-type: none"> ● Exclusive battery charger* 1 pc P/N: TCH-100N ● Detector cord 1.7m 1 pc P/N: DPC-0506 ● Inspection Report 1 copy 	

List of Applicable Fidaptors

Model	HM-10		HM-100
Category	Standard Accessories	Optional	Standard Accessories
P/N	TFM26-Z	TFM20-Z	TFM40-Z
Measuring Range (N·m)	0.15 - 0.6	0.25 or smaller	0.5 - 3
			
Spring Color	Yellow	Red	Black
Applicable tip No.	+ #1	+ #0	+ #2
Screw Head Diameter	M2.6	M2.6	M4.0

* For a battery charger to be used outside Japan, see the list on P.53, because an applicable battery charger varies depending on the country.

HIT

For torque control of impact screwdrivers and torque wrenches

HIT-200 (Available on request)

HIT-500 (Available on request)

HIT-2000 (Available on request)



SPECIFICATIONS

Model		HIT-200	HIT-500	HIT-2000
Peak Measuring Range	N·m	0.15 - 18.00	1.5 - 50.0	25.0 - 180.0
Accuracy		Within ± 1% (F.S.)	Within ± 1% (F.S.)	Within ± 1% (F.S.)
Measuring Mode		Track, Peak, First Peak	Track, Peak, First Peak	Track, Peak, First Peak
Dimensions of Torque Display (mm)		165×95×55 (H)	165 ×95 ×55 (H)	165 ×95 ×55 (H)
Weight (kg)	Torque Display	1	1	1
	Detector	0.85	1.65	1.65
Socket Mating Diameter		9.5 square	12.7 square	12.7 square
Detector Cord		1.7m (P/N: DPC-0506)	1.7m (P/N: DPC-0506)	1.7m (P/N: DPC-0506)
Battery Pack (Charging Time)		6V NiMH (within 8 hours)	6V NiMH (within 8 hours)	6V NiMH (within 8 hours)
Continuous Operating Time on Full Charge		30 hours	30 hours	30 hours
Battery Life		About 300 charges	About 300 charges	About 300 charges
Exclusive Battery Charger		Input: AC 100V, Output: DC 7.2V 120mA	Input: AC 100V, Output: DC 7.2V 120mA	Input: AC 100V, Output: DC 7.2V 120mA

* If your tool does not fit with the socket shape, please use a commercially available adaptor.

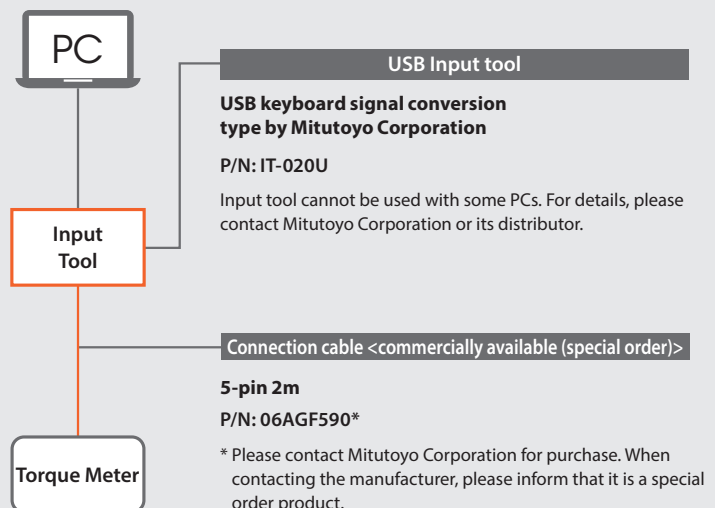
About Data Output

When you import the data into your PC, please use the input tool by Mitutoyo. Since the cord for connection is not included, please purchase it separately.

For the configuration, please inquire to the HIOS distributor.

An analog output cord is optional.

- Cord exclusively used for analog output: 1.5m (optional)
P/N: HP-8060
- Analog units connectable to Torque Meter: Pen Recorder, Visilite Recorder, Oscilloscope, Voltmeter, etc.
*Before use, please read the instruction manual attached to each device carefully for proper operations.



HS Series (For Manual Operation/Automated Machines)

Compatible with a wide variety of screws in a single unit! Reduce human error and improve work efficiency.

- A single unit can handle different screw sizes by changing rails. Easy rail replacement.
- Screws are accurately aligned and quickly fed to a line. Feeding speed can be adjusted depending on operational conditions.
- Special screws can be also handled.


for Manual Operation
HSV Series

for Automated Machines
HSV-RB Series



- A single unit can handle eight screw sizes by simply replacing the rail.
- The Rotary Escaper has been adopted to take out screws. It has realized stable chucking of screws by eliminating tangling of screws.
- Quickly catches unstable screws. For example, countersunk screws, screws with washer and thinner head screws can be handled.
- Can be used with the vacuum pick up screwdriver (for automated machines).

SPECIFICATIONS

Series	HSV	HSV-RB
Category	Manual Operation	Automated Machines
Take Out Screws by:	Rotary escaper 	
Power Supply	Input: AC100-240V (50/60Hz) Output: DC15V 1A	
Dimensions (mm)	123 (W)×181 (D)×146 (H)	
Weight (including the rail)	Approx. 3 kg	
Screw Capacity	150cc	
Cycle Time	—	0.9sec
Overload Protection Circuit	Reverse rotation when overloaded, Forward rotation when restored	
External output signal	●	●
Accessories	Hexagonal wrench (width across flats 2mm) 1 pc, screwdriver 1 pc (for timer adjustment), AC adaptor 1 pc, GND wire 1 pc	

Range of Feedable Screws

Model	Part Number	Nominal Screw Diameter	(D) Head Diameter (ø)	(H) Head Thickness (mm)	(L) Thread Length (mm)	Replacement Rail Model No.
HSV	JHSV-10	M1.0	1.8-4.5	0.35-1.0	1.6-10	JHSV-R10S-280402000
	JHSV-12	M1.2	1.8-4.5	0.35-1.0	1.9-10	JHSV-R12S-280402103
	JHSV-14	M1.4	2.0-4.5	0.35-1.0	2.2-10	JHSV-R14S-280402206
	JHSV-17	M1.7	2.5-4.5	0.35-1.0	2.7-10	JHSV-R17S-280402309
	JHSV-20	M2.0	3.0-6	0.35-4.5	3.2-20	JHSV-R20S-280402402
	JHSV-23	M2.3	3.3-6	0.35-4.5	3.7-20	JHSV-R23S-280402505
	JHSV-26	M2.6	3.6-6	0.35-4.5	4.2-20	JHSV-R26S-280402608
	JHSV-30	M3.0	4.0-6	0.35-4.5	4.8-20	JHSV-R30S-280402701

Model	Part Number	Nominal Screw Diameter	(D) Head Diameter (ø)	(H) Head Thickness (mm)	(L) Thread Length (mm)	Replacement Rail Model No.
HSV-RB	JHSV-10RB	M1.0	1.8-4.5	0.35-1.0	1.6-10	JHSV-RB-R10S-280401009
	JHSV-12RB	M1.2	1.8-4.5	0.35-1.0	1.9-10	JHSV-RB-R12S-280401102
	JHSV-14RB	M1.4	2.0-4.5	0.35-1.0	2.2-10	JHSV-RB-R14S-280401205
	JHSV-17RB	M1.7	2.5-4.5	0.35-1.0	2.7-10	JHSV-RB-R17S-280401308
	JHSV-20RB	M2.0	3.0-6	0.35-4.5	3.2-20	JHSV-RB-R20S-280401401
	JHSV-23RB	M2.3	3.3-6	0.35-4.5	3.7-20	JHSV-RB-R23S-280401504
	JHSV-26RB	M2.6	3.6-6	0.35-4.5	4.2-20	JHSV-RB-R26S-280401607
	JHSV-30RB	M3.0	4.0-6	0.35-4.5	4.8-20	JHSV-RB-R30S-280401700

for Manual Operation
HS Series

for Automated Machines
HS-RB Series



- A single unit can handle three screw sizes by replacing the rail.
- A large screw capacity of approx. 150 cc.
- Can be used with the vacuum pick up screwdriver (for automated machines).

SPECIFICATIONS

Series	HS	HS-RB
Category	Manual Operation	Automated Machines
Take Out Screws by:	Linear rail → → →	Slide escaper ↙
Power Supply	Input: AC100-240V (50/60Hz) Output: DC15V 1A	
Dimensions (mm)	130 (W) × 215 (D) × 139 (H)	134 (W) × 274 (D) × 139 (H)
Weight (including the rail)	Approx. 3.7 kg	Approx. 4.4 kg
Screw Capacity	150cc	
Cycle Time	—	1.5sec
Overload Protection Circuit	Reverse rotation when overloaded, Forward rotation when restored	
External output signal	●	●
Accessories	Hexagonal wrench (width across flats 2mm) 1 pc, screwdriver 1 pc (for timer adjustment), AC adaptor 1 pc, GND wire 1 pc	

Range of Feedable Screws

Model	Part Number	Nominal Screw Diameter	(D) Head Diameter (ø)	(H) Head Thickness (mm)	(L) Thread Length (mm)	Replacement Rail Model No.	Model	Part Number	Nominal Screw Diameter	(D) Head Diameter (ø)	(H) Head Thickness (mm)	(L) Thread Length (mm)	Replacement Rail Model No.
HS	JHS-35	M3.5	4.8-8.0	0.5-8.0	5.6-18	JHS-R355-283401400	HS-RB	JHS-35RB	M3.5	4.8-8.0	0.5-8.0	5.6-18	JHSRB-R355-281401404
	JHS-40	M4.0	5.4-8.0	0.5-8.0	6.4-18	JHS-R405-283401503		JHS-40RB	M4.0	5.4-8.0	0.5-8.0	6.4-18	JHSRB-R405-281401507
	JHS-50	M5.0	6.2-10	0.5-8.0	8.0-18	JHS-R505-283401606		JHS-50RB	M5.0	6.2-10	0.5-8.0	8.0-18	JHSRB-R505-281401600

Screw Dimensions

	(D)	(H)	(L)
	Head diameter (ø)	Head thickness (mm)	Thread length (mm)

Configuration of Screw Feeder

Model	Replacement rail
Main unit + applicable rail (1 pc)	Specify the rail's model No. for ordering a rail.

About Dimensions of Screw Feeders

The dimensions in the chart don't include projections and depressions. See HIOS website for details.

▶▶▶ <https://hios.com/support/download/#cad>

BL-SB Series

Brushless Screwdriver
BL-5000SB



The tap penetrates to the depth set by the stopper.

Lever

Brushless Screwdriver
BL-7000SB



Lever

SPECIFICATIONS

Lever Start Model		BL-5000SB	BL-7000SB
Tapping Capacity (mm)		0.9 - 2.6	2.0 - 4.0
Chuck Diameter (mm)		Max. 4mm	Max. 6.5mm
Safe Load Torque Adjustable Range (N-m)		0.2 - 1.2	0.7 - 2.8
Unloaded Rotation Speed (r.p.m.) ±10% (HI/LOW)		900 / 590	1,500 / 1,000
External Dimensions	Grip Diameter(∅)	Max : 38 Min : 32	Max : 40 Min : 36
	Length (mm)	233	280
	Width (mm)	48.8	57.5
Weight (g)		405	765
Controller	BLC-45	●	—
	BLC-70	●	●
Carbon Brush Model (Optional)		—	

Accessories	Stopper (one each)	 ∅2.0mm / ∅2.3mm / ∅2.6mm	 ∅2.6mm / ∅3.0mm / ∅4.0mm
	Chuck key 1 pc		
	Cord length	1.5m (5P)	2m (5P)
	L-shaped Wrench	Width Across Flat 5 mm 1 pc	

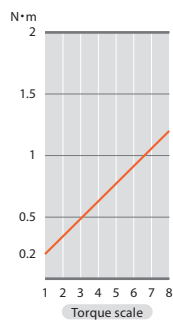
With an automatic reversal mechanism, this tool detects overloading and prevents tap damage.

- A tapping tool for components with pilot holes.
- Automatically detects excessive load on the tap and the pilot hole width, and prevents tap damage.
- Thread deburring to remove paint or adhesive residue in the thread can be easily done.

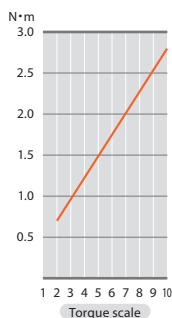


Output torque Guide (HI Input)

BL-5000SB



BL-7000SB



RELATED PRODUCTS

CONTROLLER

BLC-45



Applicable models: BL-5000SB

See [P.19](#) →

BLC-70



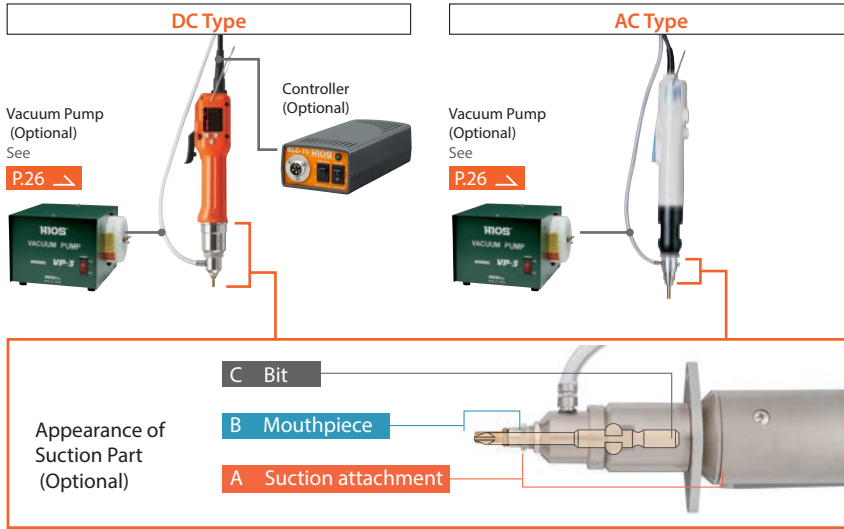
Applicable models: BL-5000SB, BL-7000SB

See [P.19](#) →

Accessories for Suction Screwdrivers

The size varies depending on the model, please refer to the compatible accessory chart.

Configuration













PGF Series / BLF Series / CL Series / CLF Series / VZ Series

- Suction attachments are included in standard models. Therefore, please purchase **B** and **C** while checking the order code.
- If you want to use an existing screwdriver with the suction attachment, please purchase **A**, **B**, and **C**.

BLG Series / PG Series / BL Series / VB Series

- If you want to use a purchased screwdriver with the suction attachment, please purchase **A**, **B**, and **C**.

Compatible Accessory Chart

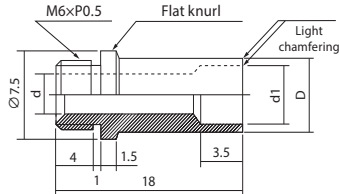
Model	A		B	C	Appearance
	Suction Attachment		Mouthpiece	Applicable Bit	
	Standard	ESD			
BLG-4000 Series*	BLGQ4-SET	—	F3 Std.18mm	H4 60mm	 
BLG-4000BC2-LT	CLQ2-SET	CLQ2-SET-ESD	F3 Std.18mm	H4 60mm	
BLG-5000 Series*	BLQ5-SET	BLQ5-SET-ESD	F3 Std.18mm	H4 40mm	 
BLG-5000-15 Series*	BLQ5N-SET	BLQ5N-SET-ESD		H4 60mm	
BLG-5000-18 Series* BLG-5000-HT Series*	Please contact the HIOS distributor.				
BLG-7000BC2	BLQ7-SET	BLQ7-SET-ESD	F6 Std. 31mm	H5 80mm	 
PG-3000	PGQ3-SET	—	F3Std.18mm	H4 80mm	
PG-5000	PGQ5-SET	—	F3Std.18mm	H4 80mm	 
PG-7000	PGQ7-SET	—	F6Std.31mm	H5 100mm	
BL-2000 Series	CLQ2-SET	CLQ2-SET-ESD	F3 Std.18mm	H4 60mm	 
BL-300 Series	BLQ3N-SET	BLQ3N-SET-ESD		H4 40mm	
BL-5000 Series	BLQ5-SET	BLQ5-SET-ESD	F3 Std.18mm	H4 60mm	
	BLQ5N-SET	BLQ5N-SET-ESD		H4 60mm	
BL-7000	BLQ7-SET	BLQ7-SET-ESD	F6 Std. 31mm	H5 80mm	
PGFQ-3000	PGFQ3-SET	—	F3 Std.18mm	H4 80mm	
PGFQ-5000	PGFQ5-SET	—		H5 100mm	
PGFQ-7000	PGFQ7-SET	—	F6 Std. 31mm	H5 100mm	
PGFR-5000 / PGFR-7000	▶ See P. 40				
BLFQ-2000	BLFQ2-SET	—	F3 Std.18mm	H4 60mm	
BLFQ-5000	BLFQ5-SET	—	F6 Std. 31mm	H5 100mm	
BLFQ-7000	BLFQ7-SET	—		H5 100mm	
BLFR-5000 / 7000X / 7025X	▶ See P. 40				
CLQ-2000	CLQ2-SET	CLQ2-SET-ESD	F3 Std.18mm	H4 60mm	
CLQ-3000 / 4000	CLQ4-SET	CLQ4-SET-ESD		H4 60mm	
CLQ-6000 / 6500 / 7000	CLQ65-SET	CLQ65-SET-ESD	F6 Std. 31mm	H5 80mm	
CLFQ-3000 / 4000	CLFQ4-SET	—	F3 Std.18mm	H4 60mm	
CLFQ-6000 / 6500 / 7000	CLFQ65-SET	—	F6 Std. 36mm	H5 100mm	
VB-3020	VZQ18-SET	—	F6 Std. 31mm	H5 100mm	
VB-1820 / 3012					
VZQ-1510			VZQ10-SET	F3 Std. 18mm	H4 60mm
VZQ-1812 / 1820 / 3007 / 3012	VZQ18-SET	—	F6 Std. 31mm	H5 100mm	

* Collective name for BLG-BC2/BLG-BC1/BLG-ZERO1/BLG series.

B Mouthpiece

F3 Std. 18mm (Total Length)

Cross-sectional view of a mouthpiece

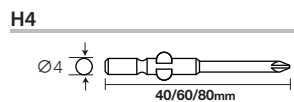


The material of the mouthpiece is BS (brass) only.

Order Code	Mouthpiece Reference Dimensions (mm)			Screw Head Shape and Screw Size		
	D	d	d1	JIS Plus (Machine Screw)	JCIS Plus	JIS Minus (Machine Screw)
F3-00	7.5	—	—	Custom screw	Custom screw	Custom screw
F3-01	3.3	2.1	2.1		Class 1 M1.4	
F3-02	3.6	2.6	2.6		Class 1 M1.7 / Class 3 M1.4	
F3-03	4.1	3.1	3.1		Class 1 M2.0 / Class 3 M1.7	
F3-04	4.6	3.6	3.6	Pan, round M2.0	Class 1 M2.3 / Class 3 M2.0	Pan, round, flat M2.0 / countersunk, round countersunk M1.7
F3-05	5.1	4.1	4.1	Pan, round M2.3 / countersunk, round countersunk M2.0	Class 1 M2.6 / Class 3 M2.3	countersunk, round countersunk M2.0
F3-06	5.8	4.3	4.5	Pan, round M2.6	Class 3 M2.6	Binding M2.0
F3-07	7.0	4.3	5.5	Pan, round M3.0 / Binding M2.6		Pan, round, flat M3.0 / Binding M2.6
F3-10	5.5	4.3	4.3	Binding M2.0		Pan, round, flat M2.3
F3-11	6.0	4.0	4.9	Binding M2.3		Binding M2.3
F3-15	3.8	2.8	2.8			Pan, round, flat M1.4
F3-16	3.5	2.5	2.5			countersunk, round countersunk, M1.2
F3-17	4.3	3.3	3.3			Pan, round, flat M1.7

● For different specifications, please contact the HIOS distributor. ● 3 mouthpieces per pack.

C Applicable bit



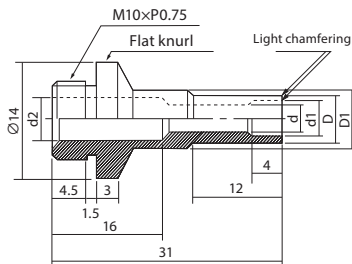
Screw Recess	Screw Size	Bit	Order Code
JIS plus	M2.0-M2.6	BP-H4-#1-3.0-40 (60)(80)	BP4130040(60)(80)
	M3.0	BP-H4-#2-4.0-40 (60)(80)	BP4240040(60)(80)
JCIS plus	M1.4 Class 1	BP-H4-#0-1.8-40 (S)(60)(80)	BP4018040 (S)(60)(80)
	M1.4-M1.7	BP-H4-#0-2.0-40(60)(80)	BP4020040(60)(80)
JIS minus	M2.0-M2.6	BP-H4-#0-2.5-40(60)(80)	BP4025040(60)(80)
	M1.2	BS-H4-2.0-40(60)(80)	BS420040(60)(80)
	M1.4	BS-H4-2.5-40(60)(80)	BS425040(60)(80)
	M1.7-M2.0	BS-H4-3.0-40(60)(80)	BS430040(60)(80)
	M2.3-M3.0	BS-H4-4.0-40(60)(80)	BS440040(60)(80)

● The () in the list means total length of the bit.
● For special order item 1.8 x 40, please contact the HIOS distributor.

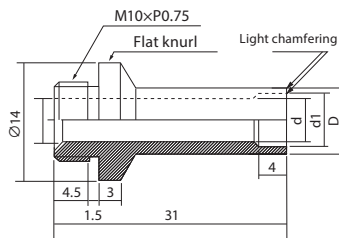
B Mouthpiece

F6 Std. 31mm (Total length)

Cross-sectional view of mouthpiece A



Cross-sectional view of mouthpiece B

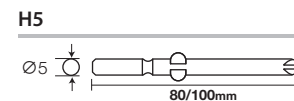


The material of a mouthpiece is BS (brass) only.

Drawing	Order Code	Mouthpiece Reference Dimensions (mm)					Screw Head Shape and Screw Size	
		D	D1	d	d1	d2	JIS Plus (Machine screw)	JIS Minus (Machine Screw)
B	F6-00	8.0	—	—	—	—	Custom screw	Custom screw
A	F6-01	4.6	7.0	3.5	3.6	5.5	Pan, round M2.0	Pan, round M2.0
	F6-02	5.1	7.0	3.5	4.1	5.5	Pan, round M2.3 / countersunk, round countersunk M2.0	Pan, round M2.3
	F6-03	5.8	7.0	3.5	4.5	5.5	Pan, round M2.6 / Binding, truss M2.0	Binding, truss M2.0
B	F6-04	7.0	—	5.5	5.5	—	Pan, round M3.0 / Binding M2.6	Pan, round M3.0 / Binding M2.6
	F6-05	7.5	—	5.5	6.0	—	Countersunk, round countersunk M3.0	Truss M2.6
	F6-06	8.5	—	5.5	7.0	—	Pan, round M4.0 / truss M3.0	Pan, round M4.0 / truss M3.0
A	F6-09	6.5	7.0	3.5	5.2	5.5	Countersunk, round countersunk M2.6	Truss M2.3
B	F6-10	14.0	—	—	—	—	Custom screw	Custom screw
	F6-11	7.7	—	5.5	6.3	—	Binding M3.0	Binding M3.0
	F6-13	9.7	—	5.5	8.3	—	Binding M4.0	
	F6-16*	9.4	—	5.5	8.0	—	Countersunk, round countersunk M4.0	
	F6-22*	9.7	—	7.5	8.3	—		Binding M4.0

* Special order ● For different specifications, please contact the HIOS distributor. ● 3 mouthpieces per pack.

C Applicable Bit



Screw Recess	Screw Size	Bit	Order Code
JIS plus	M2.0-M2.6	BP-H5-#1-3.0x80	BP5130080
	M3.0-M5.0	BP-H5-#2-5.0x80	BP5250080
JIS minus	M2.0-M2.3	BS-H5-3.0x80	BS530080
	M3.0-M4.0	BS-H5-5.0x80	BS550080

Screw Recess	Screw Size	Bit	Order Code
JIS plus	M2.0-M2.6	BP-H5-#1-3.0-100	BP5130100
	M3.0-M5.0	BP-H5-#2-5.0-100	BP5250100
JIS minus	M3.0-M4.0	BS-H5-5.0-100	BS550100

● Truss: For M3.0, use #1.

For Automatic Assembly
Special Order

Accessories for Suction Screwdrivers

Suction attachments for screwdrivers for automated machines, PGF and BLF series. Suitable for fastening screws in deep recessed holes (FR specifications)

- Suction attachment ideal for robot operation. Torque adjustment and bit replacement can be done while the attachment is attached to the screwdriver.
- A spring is built in the mouthpiece. There are a self-adjustable inner mouthpiece type, a self-adjustable outer mouthpiece type and a non-contact type that prevents workpiece damage.
- Compared with the existing HIOS Mouthpiece, the ultimate vacuum of the FR Mouthpiece is higher and that helps to reduce screw vacuum errors.
- The edge of the FR Mouthpiece touches parallel to the screw head for better uprightness of the screw.
- A long bit holder prevents cross threaded screws.

Configuration

Controller (Optional)

See P.25



Vacuum Pump (Optional)

See P.26



Appearance of the suction part (Optional)

A Suction Attachment ASSY

B Mouthpiece with Spring

Torque adjustment nut

Internal configuration

C Screw Type


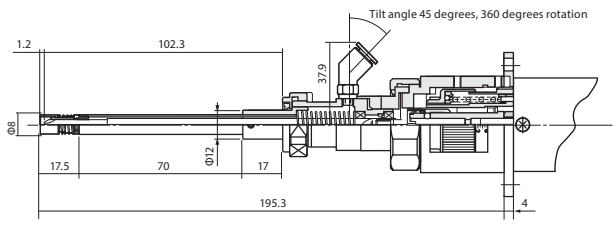


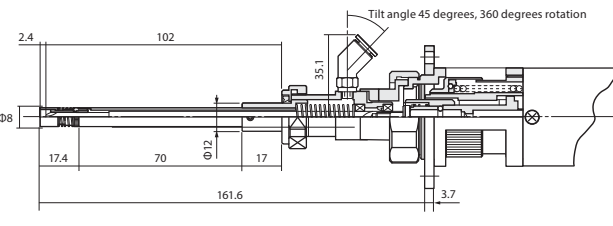

Bit holder ASSY

PGF Series / BLF Series

- Suction attachments are included in standard models (PGFR / BLFR). Please purchase **B** and **C** while checking the order code.
- If you want to use an existing screwdriver with the suction attachment, please purchase **A**, **B** and **C**.

A Suction Attachment ASSY

SPECIFICATIONS

Model	Mode and Appearance	Bit Holder ASSY Specifications	External Dimensions
PGFR-5000	PGFR5-SA 	Holder length: 122.8 mm Bit drive: H4 P/N: PGFR5-3060	 <p>Tilt angle 45 degrees, 360 degrees rotation</p>
BLFR-5000	BLFR5-SA 	Holder length: 122.8 mm Bit drive: 5HEX P/N: BLFR5-3060	
PGFR-7000	PGFR7-SA 	Holder length: 122.8 mm Bit drive: 1/4HEX P/N: BLFR7-3060	 <p>Tilt angle 45 degrees, 360 degrees rotation</p>
BLFR-7000X BLFR-7025X	BLFR7-SA 		

*The hose is optional. Please order it separately. Order code: RM-0850 (Please specify the length in one-meter increments.) [Hose specifications] Inner diameter $\varnothing 4$ x outer diameter $\varnothing 6$

Related Products
Accessories for Suction Screwdrivers for Automated Machines (Suction Attachment / Mouthpiece / Bit)

B Mouthpiece with Spring

Applicable screw guide chart for Mouthpiece with Spring


Screw Size		M2.6			M3.0			M4.0		
Type		Pan	Binding	Truss	Pan	Binding	Truss	Pan	Binding	Truss
Model	PGFR-5000 BLFR-5000						FS60-68J FS60-68A FS61-68S FS61-74	—	—	—
	PGFR-7000 BLFR-7000X BLFR-7025X		FS61-68 FS61-68S		FS61-68 FS61-68S			FS60-68J FS60-68A FS61-68S FS61-74	FS60-80J	

SPECIFICATIONS

P/N	Movable part of sleeve	Self-adjustable Inner Mouthpiece Type (When vacuuming a screw)		Other
FS61-68	<p>Inner</p>			
FS61-68S				Stepped
FS61-74				
FS60-68J	<p>Outer</p>			POM
FS60-68A				Aluminum
FS60-80J				POM

C Screw-on-type Bit

Bit can be replaced easily by reversing itself.



Specifications

Tip Shape	L	Tip Diameter	P/N
+ #1	40mm	∅4	RBP4140S
+ #2	40mm	∅4	RBP4240S

International Standard Certifications

1	2	3	4
CE	CQC	CCC	UL cUL
European Safety Standard CE Compliant Products	China Quality Certification CQC Compliant Products	China Compulsory Certification CCC Compliant Products	US Canada Safety Standards UL / cUL Compliant Products

Model	1	2	3	4	5	6	7	8
-------	---	---	---	---	---	---	---	---

CL Series (Lever ST)

CL-2000	○	○	—	—	—	○	○	○
---------	---	---	---	---	---	---	---	---

CL Series (Push ST)

CL-9000NL	○	—	—	—	—	○	○	○
-----------	---	---	---	---	---	---	---	---

Q-ESD suction & anti-electrostatic

CLQ-ESD Series	—	—	—	—	—	○	○	○
----------------	---	---	---	---	---	---	---	---

Q-CR suction & clean room

CLQ-CR Series	—	—	—	—	—	○	○	○
---------------	---	---	---	---	---	---	---	---

Q-CR-ESD clean room & anti-electrostatic

CLQ-CR-ESD Series	—	—	—	—	—	○	○	○
-------------------	---	---	---	---	---	---	---	---

BLG-BC2 Series

BLG-4000BC2	○	○	—	—	○	—	○	○
-------------	---	---	---	---	---	---	---	---

BLG-4000BC2-LT	○	○	—	—	○	—	○	○
----------------	---	---	---	---	---	---	---	---

BLG-5000BC2	○	○	—	—	○	—	○	○
-------------	---	---	---	---	---	---	---	---

BLG-5000BC2-15	○	○	—	—	○	—	○	○
----------------	---	---	---	---	---	---	---	---

BLG-5000BC2-18	○	○	—	—	○	—	○	○
----------------	---	---	---	---	---	---	---	---

BLG-5000BC2-HT	○	○	—	—	○	—	○	○
----------------	---	---	---	---	---	---	---	---

BLG-7000BC2	○	○	—	—	○	—	○	○
-------------	---	---	---	---	---	---	---	---

BLG-7000BC2-GT	○	○	—	—	○	—	○	○
----------------	---	---	---	---	---	---	---	---

Box BLG-IO-Pro1	—	—	—	—	—	○	○	○
-----------------	---	---	---	---	---	---	---	---

BLG-BC1 Series

BLG-4000BC1	○	○	—	—	○	—	○	○
-------------	---	---	---	---	---	---	---	---

BLG-5000BC1 Series	○	○	—	—	○	—	○	○
--------------------	---	---	---	---	---	---	---	---

BLG-ZERO1 Series

BLG-4000 Series ZERO1	○	○	—	—	○	—	○	○
-----------------------	---	---	---	---	---	---	---	---

BLG-5000 Series ZERO1	○	○	—	—	○	—	○	○
-----------------------	---	---	---	---	---	---	---	---

OPC screwdrivers supporting OPC Screw Counter

BLG-4000 Series -OPC	○	○	—	—	○	—	○	○
----------------------	---	---	---	---	---	---	---	---

BLG-5000 Series -OPC	○	○	—	—	○	—	○	○
----------------------	---	---	---	---	---	---	---	---

BLG Series

BLG-4000 Series	○	○	—	—	○	—	○	○
-----------------	---	---	---	---	---	---	---	---

BLG-5000 Series	○	○	—	—	○	—	○	○
-----------------	---	---	---	---	---	---	---	---

OPC screwdrivers supporting OPC Screw Counter

BLG-4000 Series -OPC	○	○	—	—	○	—	○	○
----------------------	---	---	---	---	---	---	---	---

BLG-5000 Series -OPC	○	○	—	—	○	—	○	○
----------------------	---	---	---	---	---	---	---	---

BL Series

BL-2000	○	○	—	—	○	—	○	○
---------	---	---	---	---	---	---	---	---

BL-3000	—	○	—	—	—	○	○	○
---------	---	---	---	---	---	---	---	---

BL-5000 Series	○	○	—	—	○	—	○	○
----------------	---	---	---	---	---	---	---	---

BL-5020	○	○	—	—	○	—	○	○
---------	---	---	---	---	---	---	---	---

BL-7000X	○	○	—	—	○	—	○	○
----------	---	---	---	---	---	---	---	---

BL-7000	○	○	—	—	○	—	○	○
---------	---	---	---	---	---	---	---	---

OPC screwdrivers supporting OPC Screw Counter

BL-2000-OPC	○	○	—	—	○	—	○	○
-------------	---	---	---	---	---	---	---	---

BL-3000-OPC	—	○	—	—	—	○	○	○
-------------	---	---	---	---	---	---	---	---

BL-5000-OPC	○	○	—	—	○	—	○	○
-------------	---	---	---	---	---	---	---	---

BL-5020-OPC	○	○	—	—	○	—	○	○
-------------	---	---	---	---	---	---	---	---

BL-7000-OPC	○	○	—	—	○	—	○	○
-------------	---	---	---	---	---	---	---	---

ESD anti-electrostatic

BL-3000ESD	—	—	—	—	○	—	○	○
------------	---	---	---	---	---	---	---	---

BL-5000ESD	○	—	—	—	○	—	○	○
------------	---	---	---	---	---	---	---	---

BL-7000ESD	○	—	—	—	○	—	○	○
------------	---	---	---	---	---	---	---	---

Q-ESD suction & anti-electrostatic

BLQ-ESD Series	○*	—	—	—	○	—	○	○
----------------	----	---	---	---	---	---	---	---

Suction & clean room

BLQ-CR Series	○*	—	—	—	○	—	○	○
---------------	----	---	---	---	---	---	---	---

Model	1	2	3	4	5	6	7	8
-------	---	---	---	---	---	---	---	---

Q-CR-ESD clean room & anti-electrostatic

BLQ-CR-ESD Series	○*	—	—	—	○	—	○	○
-------------------	----	---	---	---	---	---	---	---

* Except for 3000 Series.

PG Series

PG-3000	—	—	—	—	—	○	○	○
---------	---	---	---	---	---	---	---	---

PG-5000	—	—	—	—	—	○	○	○
---------	---	---	---	---	---	---	---	---

PG-7000	—	—	—	—	—	○	○	○
---------	---	---	---	---	---	---	---	---

Electric Tapper

BL-5000SB	○	○	—	—	—	○	○	○
-----------	---	---	---	---	---	---	---	---

BL-7000SB	○	○	—	—	—	○	○	○
-----------	---	---	---	---	---	---	---	---

Automatic Screw Feeder

HSV Series	○	—	—	—	—	○*	○	○
------------	---	---	---	---	---	----	---	---

HSV-RB Series	○	—	—	—	—	○*	○	○
---------------	---	---	---	---	---	----	---	---

HS Series	○	—	—	—	—	○*	○	○
-----------	---	---	---	---	---	----	---	---

HS-RB Series	○	—	—	—	—	○*	○	○
--------------	---	---	---	---	---	----	---	---

* This equipment complies with EMC standards.

AC Adaptor

JHSAD-280520009	○	○	—	○	—	—	○	○
-----------------	---	---	---	---	---	---	---	---

JHSPSE-806513003	—	—	—	—	—	—	—	—
------------------	---	---	---	---	---	---	---	---

Torque Meter

HP-1	○	—	—	—	—	○	○	○
------	---	---	---	---	---	---	---	---

HP-10*	○	—	—	—	—	○	○	○
--------	---	---	---	---	---	---	---	---

HP-100*	○	—	—	—	—	○	○	○
---------	---	---	---	---	---	---	---	---

HDP-5	—	—	—	—	—	○	○	○
-------	---	---	---	---	---	---	---	---

HDP-50	—	—	—	—	—	○	○	○
--------	---	---	---	---	---	---	---	---

HDP-50X	—	—	—	—	—	○	○	○
---------	---	---	---	---	---	---	---	---

HM-10	—	—	—	—	—	○	○	○
-------	---	---	---	---	---	---	---	---

HM-100	—	—	—	—	—	○	○	○
--------	---	---	---	---	---	---	---	---

HIT-200	—	—	—	—	—	○	○	○
---------	---	---	---	---	---	---	---	---

HIT-500	—	—	—	—	—	○	○	○
---------	---	---	---	---	---	---	---	---

HIT-1000	—	—	—	—	—	○	○	○
----------	---	---	---	---	---	---	---	---

* SRRC Verified.

Fidaptor (HP Series / HM Series)

Fidaptor	—	—	—	—	—	—	○	○
----------	---	---	---	---	---	---	---	---

Battery Charger for HP / HDP Series

HPNN-ACSET-PSE	—	—	—	○	—	—	○	○
----------------	---	---	---	---	---	---	---	---

HPNN-ACSET-EU	○	—	—	—	—	—	○	○
---------------	---	---	---	---	---	---	---	---

HPNN-ACSET-CCC	—	—	○	—	—	—	○	○
----------------	---	---	---	---	---	---	---	---

Battery Charger for HP1

TCH-MULTI	—	—	—	○	—	○	○	○
-----------	---	---	---	---	---	---	---	---

TCH-MULTI-CN	—	○	—	—	—	○	○	○
--------------	---	---	---	---	---	---	---	---

TCH-MULTI-CE	○	—	—	—	—	○	○	○
--------------	---	---	---	---	---	---	---	---

Battery Charger for HM / HIT Series

TCH-100N	—	—	—	—	—	○	○	○
----------	---	---	---	---	---	---	---	---

TCH-120N	—	—	—	○	—	○	○	○
----------	---	---	---	---	---	---	---	---

TCH-230G	—	—	—	—	—	○	○	○
----------	---	---	---	---	---	---	---	---

Controller for DC Screwdrivers

BLC-45	○	—	—	○	○	—	○	○
--------	---	---	---	---	---	---	---	---

BLC-70*	○	—	—	○	○	—	○	○
---------	---	---	---	---	---	---	---	---

BLC-80	○	—	—	○	○	—	○	○
--------	---	---	---	---	---	---	---	---

CLC-45	○	—	—	○	○	—	○	○
--------	---	---	---	---	---	---	---	---

CLC-60*	○	—	—	○	○	—	○	○
---------	---	---	---	---	---	---	---	---

CLC-80	○	—	—	○	○	—	○	○
--------	---	---	---	---	---	---	---	---

Model	1	2	3	4	5	6	7	8
-------	---	---	---	---	---	---	---	---

*FCC/Canada ICES certified.

Controller for Screwdrivers for Automated Machines

BLT-AY-61	○	—	—	—	—	○	○	○
-----------	---	---	---	---	---	---	---	---

BLT-AY-71	○	—	—	—	—	○	○	○
-----------	---	---	---	---	---	---	---	---

CLT-AY-81 (AC100V)	—	—	—	—	—	○	○	○
--------------------	---	---	---	---	---	---	---	---

Screw Counter

BLOP-STC3	○	—	—	—	—	○	○	○
-----------	---	---	---	---	---	---	---	---

Cautions

- Different order code system applies to China CQC mark certified products. Please contact the HIOS distributor before ordering.

5	6	7	8
ESD	ESD	RoHS	10
Anti-electrostatic IEC61340 compliant products	Supporting anti-electrostatic (Surface resistance: 3 x 10 ¹² Ω or less)	RoHS compliant products	China RoHS compliant products

Model	1	2	3	4	5	6	7	8
-------	---	---	---	---	---	---	---	---

Vertical Screwdriver Operating Stand

VMS-40	—	—	—	—	—	—	○	○
VMS-50	—	—	—	—	—	—	○	○
VMS-50VZ	—	—	—	—	—	—	○	○

Carbon Brush

Carbon Brush	—	—	—	—	—	—	○	○
--------------	---	---	---	---	---	---	---	---

Relay Box

BLOP-AF	—	—	—	—	—	—	○	○
BOLP-OST2	—	—	—	—	—	—	○	○



Bit for Exchange


Bit for Exchange	—	—	—	—	—	—	○	○
Bit for Exchange (Hexalobular)	—	—	—	—	—	—	○	○

Electric Screwdriver Bit for Exchange

There are three drive types: HIOS Shank, two-way Shank and HEX Shank.


If your screwdriver uses HIOS Shank, please use a HIOS standard bit.

HIOS Shank H4	HIOS Shank H5	HEX Shank 1/4HEX or 5HEX (Please purchase it commercially.)	Unit: mm
			

Compatible spec: [P.42](#) 

 Bit for Cross Screws

Stepped




Bit drive	(a) Tip diameter	(b) Length
H4	Each size	20mm
H5	ø 2.0	20mm
	ø 2.5	25mm
	ø 3.0	30mm

Bit Drive	Tip No.	Tip Diameter (Ø) × Total Length (mm)	Order Code
H4	#00 (HIOS Standard)	1.5 × 40	BP4Z15040
		1.5 × 60	BP4Z15060
		1.5 × 80	BP4Z15080
		1.5 × 100	BP4Z15100
	#0*1 (M1.4-M2.6)	1.2 × 40	BP4012040
		1.5 × 40	BP4015040
		1.5 × 60	BP4015060
		1.5 × 80	BP4015080
		1.7 × 40	BP4017040
		1.7 × 60	BP4017060
		1.7 × 80	BP4017080
		1.8 × 60	BP4018060
		1.8 × 80	BP4018080
		2.0 × 40	BP4020040
		2.0 × 60	BP4020060
		2.0 × 80	BP4020080
	#1 (M2.0-M2.6)	2.0 × 100	BP4020100
		2.0 × 120	BP4020120
		2.5 × 40	BP4025040
		2.5 × 60	BP4025060
2.5 × 80		BP4025080	
2.5 × 100		BP4025100	
2.5 × 120		BP4025120	
3.0 × 40		BP4130040	
H5	#0 (M1.4-M2.6)	2.0 × 60	BP5020060
		2.5 × 60	BP5025060
		2.5 × 80	BP5025080
		2.5 × 100	BP5025100
	#1 (M2.0-M2.6)	2.5 × 120	BP5025120
		3.0 × 40*2	BP5130040
		3.0 × 60	BP5130060
		3.0 × 80	BP5130080
		3.0 × 100	BP5130100
		3.0 × 120	BP5130120


*1 Applicable to low-profile screws.
*2 The length of the stepped section is 15 mm.

Straight



Bit Drive	Tip No.	Tip Diameter (Ø) × Total Length (mm)	Order Code
H4	#1 (M2.0-M2.6)	4.0 × 40	BP4140040
		4.0 × 60	BP4140060
		4.0 × 80	BP4140080
		4.0 × 100	BP4140100
		4.0 × 120	BP4140120
		4.0 × 150	BP4140150
	#2 (M3.0-M5.0)	4.0 × 180	BP4140180
		4.0 × 200	BP4140200
		4.0 × 40	BP4240040
		4.0 × 60	BP4240060
		4.0 × 80	BP4240080
		4.0 × 100	BP4240100
		4.0 × 120	BP4240120
		4.0 × 150	BP4240150
H5	#1 (M2.0-M2.6)	5.0 × 40	BP5150040
		5.0 × 60	BP5150060
		5.0 × 80	BP5150080
		5.0 × 100	BP5150100
		5.0 × 120	BP5150120
		5.0 × 150	BP5150150
		5.0 × 180	BP5150180
		5.0 × 200	BP5150200
		5.0 × 250	BP5150250
	#2 (M3.0-M5.0)	5.0 × 300	BP5150300
		5.0 × 40	BP5250040
		5.0 × 60	BP5250060
		5.0 × 80	BP5250080
		5.0 × 100	BP5250100
		5.0 × 120	BP5250120
		5.0 × 150	BP5250150
		5.0 × 180	BP5250180
		5.0 × 200	BP5250200
#3 (M6.0-M8.0)	5.0 × 250	BP5250250	
	5.0 × 300	BP5250300	
	5.0 × 400	BP5250400	
	7.0 × 60	BP5370060	
	7.0 × 80	BP5370080	
	7.0 × 100	BP5370100	

Stepped



Bit Drive	Tip No.	Tip Diameter (Ø) × Total Length (mm)	Order Code
H5	#3 (M6.0-M8.0)	7.0 × 60	BP5370060
		7.0 × 80	BP5370080
		7.0 × 100	BP5370100
		7.0 × 120	BP5370120

Bit for Cross Screws

Stepped



Bit drive	(a) Blade width (mm)	(b) Length
H4	Each size	20mm
H5	∅ 2.0	20mm
	∅ 2.5	25mm
	∅ 3.0	20mm
	∅ 4.0	30mm

Bit Drive	Blade Width (mm)	Blade Thickness × Total Length (mm)	Order Code
H4	0.28	1.1 × 60	BS411060
		1.1 × 80	BS411080
		1.3 × 60	BS413060
		1.3 × 80	BS413080
	0.3	1.5 × 40	BS415040
		1.5 × 60	BS415060
		1.5 × 80	BS415080
		1.7 × 40	BS417040
		1.7 × 60	BS417060
		1.7 × 80	BS417080
	0.4	1.8 × 60	BS418060
		1.8 × 80	BS418080
		2.0 × 40	BS420040
		2.0 × 60	BS420060
		2.0 × 80	BS420080
		2.3 × 60	BS423060
		2.3 × 80	BS423080
		2.5 × 40	BS425040
		2.5 × 60	BS425060
		2.5 × 80	BS425080
		2.8 × 60	BS428060
		2.8 × 80	BS428080
		3.0 × 40	BS430040
		3.0 × 60	BS430060
3.0 × 80	BS430080		
H5	0.4	2.0 × 60	BS520060
		2.5 × 60	BS525060
		3.0 × 60	BS530060
		3.0 × 80	BS530080
0.6	4.0 × 60	BS540060	

Straight



Bit Drive	Blade Width (mm)	Blade Thickness × Total Length (mm)	Order Code
H4	0.6	4.0 × 40	BS440040
		4.0 × 60	BS440060
		4.0 × 80	BS440080
		4.0 × 100	BS440100
H5	0.7	5.0 × 60	BS550060
		5.0 × 80	BS550080
		5.0 × 100	BS550100
		5.0 × 120	BS550120
		5.0 × 150	BS550150
		5.0 × 180	BS550180

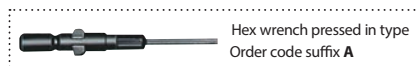
Stepped



Bit Drive	Blade Width (mm)	Blade Thickness × Total Length (mm)	Order Code
H5	1.0	7.0 × 60	BS570060

Bit for Hexagon Socket Head Screws

For hexagon socket set screws and cap screws



Bit Drive	Nut Width Across Flat × Total Length (mm)	Order Code	
H4	0.89 × 60	BH4089A	
	1.27 × 60	BH4127A	
	1.27 × 100	BH4127A100	
	1.5 × 60	BH415	
	2.0 × 60	BH420	
	2.5 × 60	BH425	
	2.5 × 100	BH425100	
	2.5 × 120	BH425120	
	3.0 × 60	BH430	
	H5	1.27 × 70	BH5127A
		1.5 × 70	BH515
1.5 × 70		BH515A	
1.5 × 100		BH515100	
2.0 × 70		BH520	
2.0 × 100		BH520100	
2.0 × 120		BH520120	
2.5 × 70		BH525	
2.5 × 100		BH525100	
2.5 × 120		BH525120	
3.0 × 70		BH530	
3.0 × 100		BH530100	
4.0 × 70		BH540	
4.0 × 100		BH540100	
5.0 × 70		BH550	
5.0 × 100		BH550100	
5.0 × 120		BH550120	
6.0 × 70	BH560		
6.0 × 100	BH560100		

* HEX 0.89 mm and 1.27 mm are A-type only. / HEX 1.5 mm is applicable to both types. (How to order) Example: BH-H4 or H5-1.5(A) x 60 mm.

Bit for Nut Box (Hexagonal Nut)

For bolts & nuts



Bit Drive	Nut Width Across Flat × Total Length (mm)	Order Code
H4	2.3 × 40	BN4023
	2.5 × 40	BN4025
	3.0 × 40	BN4030
	4.0 × 60	BN4040
	4.5 × 60	BN4045
	5.0 × 60	BN4050
	5.5 × 60	BN4055
	6.0 × 60	BN4060
	7.0 × 60	BN4070
	8.0 × 60	BN4080
H5	9.0 × 60	BN4090
	10.0 × 60	BN4100
	4.0 × 60	BN5040
	4.5 × 60	BN5045
	5.0 × 60	BN5050
	5.5 × 60	BN5055
	6.0 × 60	BN5060
	6.35 × 60	BN5063
	7.0 × 80	BN5070
	8.0 × 80	BN5080
H5	9.0 × 80	BN5090
	10.0 × 80	BN5100
	11.0 × 80	BN5110
	12.0 × 80	BN5120
	13.0 × 80	BN5130
	14.0 × 80	BN5140
	17.0 × 80	BN5170

Electric Screwdriver Bit for Exchange (Hexalobular)

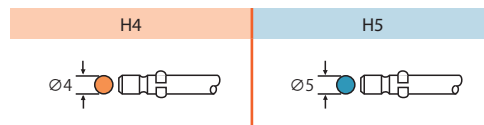
The bit drive of this model is HIOS Shank type.

For the screwdriver with HIOS shank, please use HIOS standard bit.

Compatible spec: [P.42](#)

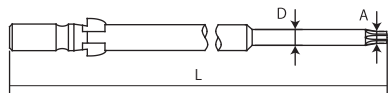
HIOS Shank Type (H4 / H5)

Unit: mm



Hexalobular

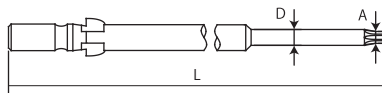
Stepped



Bit Drive	Drive Size × L (mm)	A	D	Order Code
H4	T3×60	1.1	1.7	TX403060
	T4×60	1.3	1.8	TX404060
	T5×60	1.4	2.0	TX405060
	T6×60	1.7	2.5	TX406060
	T8×60	2.3	3.0	TX408060
H5	T8×80	2.3	3.0	TX508080

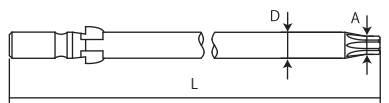
Hexalobular (tamper proof bit)

Stepped



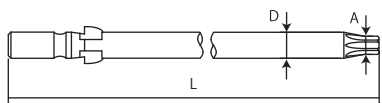
Bit Drive	Drive Size × L (mm)	A	D	Order Code
H4	T8H×60	2.3	3.0	TX408060H
H5	T8H×80	2.3	3.0	TX508080H

Straight



Bit Drive	Drive Size × L (mm)	A	D	Order Code
H4	T10×60	2.7	4.0	TX410060
H5	T10×80	2.7	5.0	TX510080
	T20×80	3.8	5.0	TX520080

Straight



Bit Drive	Drive Size × L (mm)	A	D	Order Code
H4	T10H×60	2.7	4.0	TX410060H
H5	T10H×80	2.7	5.0	TX510080H
	T20H×80	3.8	5.0	TX520080H

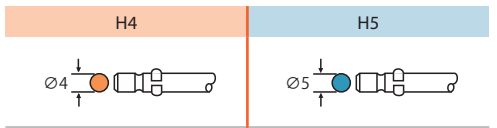
Electric Screwdriver Bit for Exchange (TORX® & TORX PLUS®)

TORX®, TORX PLUS® Screwdriver bits are available on request.
For different specifications, please contact HIOS distributors.

Compatible spec: [P.42](#) →

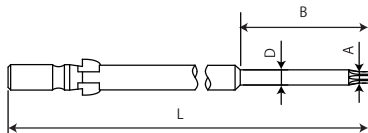
HIOS Shank Type (H4 / H5)

Unit: mm



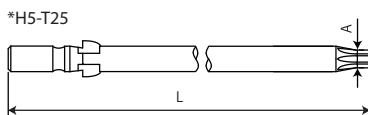
TORX® Screw

Stepped



Bit Drive	Drive Size × L (mm)	A	D	B	Order Code
H4	T3 × 40	1.12	1.7	20	TORX403040
	T3 × 60	1.12	1.7	20	TORX403060
	T4 × 60	1.3	1.8	20	TORX404060
	T5 × 40	1.37	2.0	20	TORX405040
	T5 × 80	1.37	2.0	20	TORX405080
	T6 × 60	1.65	2.5	20	TORX406060
	T6 × 80	1.65	2.5	20	TORX406080
	T6 × 120	1.65	2.5	20	TORX406120
	T8 × 40	2.3	3.0	20	TORX408040
	T8 × 60	2.3	3.0	20	TORX408060
	T8 × 120	2.3	3.0	20	TORX408120
	T10 × 80	2.72	3.0	20	TORX410080
T10 × 120	2.72	3.0	20	TORX410120	
H5	T8 × 120	2.3	3.0	20	TORX508120
	T10 × 60	2.72	3.0	20	TORX510060
	T10 × 100	2.72	3.0	20	TORX510100
	T10 × 120	2.72	3.0	20	TORX510120
	T15 × 60	3.26	3.5	20	TORX515060
	T15 × 120	3.26	3.5	20	TORX515120
	T20 × 60	3.84	4.0	20	TORX520060
	T20 × 100	3.84	4.0	20	TORX520100
T20 × 120	3.84	4.0	20	TORX520120	

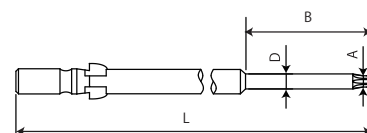
Straight



Bit Drive	Drive Size × L (mm)	A	Order Code
H5	T8 × 150	2.3	TORX508150
	T10 × 150	2.72	TORX510150
	T15 × 150	3.26	TORX515150
	T25 × 60	4.4	TORX525060
	T25 × 80	4.4	TORX525080

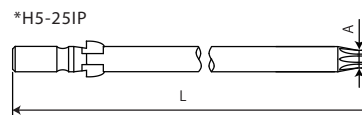
TORX PLUS® Screw

Stepped



Bit Drive	Drive Size × L (mm)	A	D	B	Order Code
H4	6IP × 40	1.68	2.5	20	TORX406IP40
	8IP × 80	2.29	3.0	20	TORX408IP080
	15IP × 60	3.2	3.5	20	TORX415IP060
H5	10IP × 60	2.71	3.0	20	TORX510IP060
	10IP × 80	2.71	3.0	20	TORX510IP080
	10IP × 100	2.71	3.0	20	TORX510IP100
	20IP × 80	3.83	4.0	20	TORX520IP080
	20IP × 100	3.83	4.0	20	TORX520IP100

Straight



Bit Drive	Drive Size × L (mm)	A	Order Code
H4	4IP × 40	1.28	TORX404IP40
	4IP × 60	1.28	TORX404IP60
	5IP × 40	1.4	TORX405IP40
H5	25IP × 60	4.39	TORX525IP060
	25IP × 120	4.39	TORX525IP120

Related Products | Electric Screwdriver Bits for Exchange (HIOS Shank Type)

BLG-BC2 P.10

Model	Order Code	Bit Drive
-------	------------	-----------

Lever Start

BLG-4000BC2	BLG-4000BC2	H4
	BLG-4000XBC2	1/4HEX
BLG-4000BC2-LT	BLG-4000BC2-LT	H4

Lever Start and Push-to-Start

BLG-5000BC2	BLG-5000BC2	H4
	BLG-5000H5BC2	H5 and 5HEX
	BLG-5000X5BC2	H5 and 5HEX
	BLG-5000XBC2	1/4HEX
BLG-5000BC2-15	BLG-5000BC2-15	H4
	BLG-5000H5BC2-15	H5 and 5HEX
	BLG-5000X5BC2-15	H5 and 5HEX
	BLG-5000XBC2-15	1/4HEX
BLG-5000BC2-18	BLG-5000BC2-18	H5 and 5HEX
	BLG-5000X5BC2-18	H5 and 5HEX
	BLG-5000XBC2-18	1/4HEX
BLG-5000BC2-HT	BLG-5000BC2-HT	H5 and 5HEX
	BLG-5000XBC2-HT	1/4HEX
BLG-7000BC2	BLG-7000BC2	H5 and 5HEX
	BLG-7000XBC2	1/4HEX
BLG-7000BC2-GT (Grip Type)	BLG-7000XBC2-GT-HANDLE	1/4HEX

Push-to-Start

BLG-7000BC2-GT (Stand Type)	BLG-7000XBC2-GT-S	1/4HEX
-----------------------------	-------------------	--------

Dedicated Cable for External I/O

BLG-BC2-3012	BLG-BC2-3012	One-touch Type
BLG-BC2-3010	BLG-BC2-3010	Phone Plug Type

External I/O Box

BLG-IO-Pro1	BLG-IO-Pro1	—
-------------	-------------	---

Serial-to-Parallel Conversion Box

BLG-IF2	BLG-IF2	—
---------	---------	---

BLG-BC2 Variations P.11

Q Suction

If you wish to purchase a suction part, please select the screwdriver and the suction unit (suction attachment, mouthpiece and bit) on P. 38 before ordering.

BLG-BC1 P.12

Model	Order Code	Bit Drive
-------	------------	-----------

Lever Start

BLG-4000BC1	BLG-4000BC1	H4
	BLG-4000XBC1	1/4HEX

Lever start and Push-to-Start

BLG-5000BC1	BLG-5000BC1	H4
	BLG-5000H5BC1	H5 and 5HEX
	BLG-5000XBC1	1/4HEX
BLG-5000BC1-15	BLG-5000BC1-15	H4
	BLG-5000H5BC1-15	H5 and 5HEX
BLG-5000BC1-15	BLG-5000XBC1-15	1/4HEX

Model	Order Code	Bit Drive
-------	------------	-----------

Lever Start and Push-to-Start

BLG-5000BC1-18	BLG-5000BC1-18	H5 and 5HEX
	BLG-5000XBC1-18	1/4HEX
BLG-5000BC1-HT	BLG-5000BC1-HT	H5 and 5HEX
	BLG-5000XBC1-HT	1/4HEX

BLG-BC1 Variations P.13

Q Suction

If you wish to purchase a suction part, please select the screwdriver and the suction part (suction attachment, mouthpiece and bit) on P. 38 before ordering.

BLG-ZERO1 P.12

Model	Order Code	Bit Drive
-------	------------	-----------

Lever Start

BLG-4000ZERO1	BLG-4000ZERO1	H4
	BLG-4000XZERO1	1/4HEX

Lever Start and Push-to-Start

BLG-5000ZERO1	BLG-5000ZERO1	H4
	BLG-5000H5ZERO1	H5 and 5HEX
	BLG-5000XZERO1	1/4HEX
BLG-5000ZERO1-15	BLG-5000ZERO1-15	H4
	BLG-5000H5ZERO1-15	H5 and 5HEX
BLG-5000ZERO1-18	BLG-5000ZERO1-18	H5 and 5HEX
	BLG-5000XZERO1-18	1/4HEX
BLG-5000ZERO1-HT	BLG-5000ZERO1-HT	H5 and 5HEX
	BLG-5000XZERO1-HT	1/4HEX

BLG-ZERO1 Variations P.13

Q Suction

If you wish to purchase a suction part, please select the screwdriver and the suction unit (suction attachment, mouthpiece and bit) on P. 38 before ordering.

BLG P.12

Model	Order Code	Bit Drive
-------	------------	-----------

Lever Start

BLG-4000	BLG-4000BC1	H4
	BLG-4000X	1/4HEX

Lever Start and Push-to-Start

BLG-5000	BLG-5000	H4
	BLG-5000H5	H5 and 5HEX
	BLG-5000X	1/4HEX
BLG-5000-15	BLG-5000-15	H4
	BLG-5000H5-15	H5 and 5HEX
BLG-5000-18	BLG-5000X-15	1/4HEX
	BLG-5000-18	H5 and 5HEX
BLG-5000-18	BLG-5000X-18	1/4HEX
	BLG-5000-HT	H5 and 5HEX
BLG-5000-HT	BLG-5000X-HT	1/4HEX

BLG Variations P.13

Q Suction

If you wish to purchase a suction part, please select the screwdriver and the suction unit (suction attachment, mouthpiece and bit) on P. 38 before ordering.

OPC Screwdrivers Supporting Screw Counters

Model	Order Code	Bit Drive
-------	------------	-----------

Lever Start

BLG-4000-OPC	BLG-4000-OPC	H4
	BLG-4000X-OPC	1/4HEX

Lever Start and Push-to-Start

BLG-5000-OPC	BLG-5000-OPC	H4
	BLG-5000H5-OPC	H5 and 5HEX
	BLG-5000X5-OPC	H5 and 5HEX
BLG-5000-OPC-15	BLG-5000X-OPC	1/4HEX
	BLG-5000-OPC15	H4
	BLG-5000H5-OPC15	H5 and 5HEX
BLG-5000-OPC-18	BLG-5000X5-OPC15	H5 and 5HEX
	BLG-5000X-OPC15	1/4HEX
	BLG-5000-OPC18	H5 and 5HEX
BLG-5000-OPC18	BLG-5000X-OPC18	1/4HEX
	BLG-5000-OPCHT	H5 and 5HEX
BLG-5000-OPCHT	BLG-5000X-OPCHT	1/4HEX

PG P.14

Model	Order Code	Bit Drive
-------	------------	-----------

Lever Start

PG-3000	PG-3000	H4
PG-5000	PG-5000	H4
PG-7000	PG-7000	H5 and 5HEX
	PG-7000X	1/4HEX

Control Unit

PG-01	PG-01	—
-------	-------	---

PG Variations P.15

Q Suction

If you wish to purchase a suction part, please select the screwdriver and the suction unit (suction attachment, mouthpiece and bit) on P. 38 before ordering.

BL P.16

Model	Order Code	Bit Drive
-------	------------	-----------

Lever Start

BL-2000	BL-2000	H4
BL-2000SS	BL-2000SS	H4

Lever Start and Push-to-Start

BL-3000	BL-3000	H4
	BL-3000X	1/4HEX
BL-3000SS	BL-3000SS	H4
	BL-3000SSX	1/4HEX
BL-5000	BL-5000	H4
	BL-5000H5	H5 and 5HEX
	BL-5000X	1/4HEX

Model	Order Code	Bit Drive
	BL-5000SS	H4
BL-5000SS	BL-5000SS-H5	H5 and 5HEX
	BL-5000SSX	1/4HEX
	BL-5000-15	H4
BL-5000-15	BL-5000H5-15	H5 and 5HEX
	BL-5000X-15	1/4HEX
BL-5020	BL-5020	H5 and 5HEX
	BL-5020X	1/4HEX
BL-7000	BL-7000	H5 and 5HEX
	BL-7000X	1/4HEX
BL-7000HT	BL-7000HT	H5 and 5HEX
	BL-7000X-HT	1/4HEX

BL Variations P.17

Q Suction

If you wish to purchase a suction part, please select the screwdriver and the suction unit (suction attachment, mouthpiece and bit) on P. 38 before ordering.

Q-ESD Anti-electrostatic Suctions

BLQ-ESD has a suction attachment as standard, but doesn't include a mouthpiece and a bit. Please select them on P. 38 before ordering.

Model	Order Code	Bit Drive
	BLQ-3000ESD	H4
BLQ-5000ESD	BLQ-5000ESD	H4
	BLQ-5000H5-ESD	H5 and 5HEX
BLQ-5000ESD-15	BLQ-5000ESD-15	H4
	BLQ-5000H5-ESD-15	H5 and 5HEX
BLQ-7000ESD	BLQ-7000ESD	H5 and 5HEX

Q-CR for Clean Room

BLQ-CR has a suction attachment as standard, but doesn't include a mouthpiece and a bit. Please select them on P. 38 before ordering.

Model	Order Code	Bit Drive
	BLQ-2000CR	H4
	BLQ-3000CR	H4
BLQ-5000CR	BLQ-5000CR	H4
	BLQ-5000H5-CR	H5 and 5HEX
BLQ-5000CR-15	BLQ-5000CR-15	H4
	BLQ-5000H5-CR-15	H5 and 5HEX
BLQ-7000CR	BLQ-7000CR	H5 and 5HEX

ESD Anti-electrostatic

Model	Order Code	Bit Drive
	BL-3000ESD	H4
BL-3000ESD	BL-3000X-ESD	1/4HEX
	BL-5000ESD	H4
BL-5000ESD	BL-5000H5-ESD	H5 and 5HEX
	BL-5000X-ESD	1/4HEX

Lever Start and Push-to-Start

	BL-5000ESD-15	H4
BL-5000ESD	BL-5000H5-ESD	H5 and 5HEX
	BL-5000X-ESD	1/4HEX

Model	Order Code	Bit Drive
	BL-5000ESD-15	H4
BL-5000ESD-15	BL-5000X5-ESD-15	H5 and 5HEX
	BL-5000XESD-15	1/4HEX
BL-5020ESD	BL-5020-ESD	H5
	BL-5020X-ESD	1/4HEX
BL-7000ESD	BL-7000ESD	H5 and 5HEX
	BL-7000X-ESD	1/4HEX
BL-7000ESD-HT	BL-7000ESD-HT	H5 and 5HEX
	BL-7000X-ESD-HT	1/4HEX

Q-CR-ESD for Clean Room / Anti-electrostatic

BLQ-CR-ESD has a suction attachment as standard, but doesn't include a mouthpiece and a bit. Please select them on P. 38 before ordering. (Also applicable to BLQ-2000CR.)

Model	Order Code	Bit Drive
	BLQ-2000CR	H4
	BLQ-3000CR-ESD	H4
BLQ-5000CR-ESD	BLQ-5000CR-ESD	H4
	BLQ-5000H5-CR-ESD	H5 and 5HEX
BLQ-5000CR-ESD-15	BLQ-5000CR-ESD-15	H4
	BLQ-5000H5CR-ESD-15	H5 and 5HEX
BLQ-7000CR-ESD	BLQ-7000CR-ESD	H5 and 5HEX

OPC Screwdrivers Supporting Screw Counters

Model	Order Code	Bit Drive
	BL-2000-OPC	H4
BL-3000-OPC	BL-3000-OPC	H4
	BL-3000X-OPC	1/4HEX
BL-5000-OPC	BL-5000-OPC	H4
	BL-5000H5-OPC	H5 and 5HEX
BL-5000-15OPC	BL-5000-15OPC	H4
	BL-5000X5-OPC-15	H5 and 5HEX
BL-5020-OPC	BL-5020-OPC	H4
	BL-5020X-OPC	1/4HEX
BL-7000-OPC	BL-7000-OPC	H5 and 5HEX
	BL-7000X-OPC	1/4HEX
BL-7000HT-OPC	BL-7000HT-OPC	H5 and 5HEX
	BL-7000X-HT-OPC	1/4HEX

BL Accessories P.17

Order Code	Applicable Model
PAB-70	BL-7000 Series

Pistol Attachment

PAB-70	BL-7000 Series
--------	----------------

CL P.18

Model	Order Code	Bit Drive
-------	------------	-----------

Lever Start

CL-2000	CL-2000	H4
---------	---------	----

Push-to-Start

CL-9000NL	CL-9000NL	1/4HEX
-----------	-----------	--------

CL Variations P.18

Q Suction

CLQ has a suction attachment as standard, but doesn't include a mouthpiece and a bit. Please select them on P. 38 before ordering.

Model	Order Code	Bit Drive
-------	------------	-----------

Lever Start

CLQ-2000	CLQ-2000	H4
----------	----------	----

ESD Anti-electrostatic

Model	Order Code	Bit Drive
-------	------------	-----------

Lever Start

CL-2000ESD	CL-2000ESD	H4
------------	------------	----

Q-CR-ESD for Clean Room / Anti-electrostatic

CLQ-CR-ESD has a suction attachment as standard, but doesn't include a mouthpiece and a bit. Please select them on P. 38 before ordering.

Model	Order Code	Bit Drive
-------	------------	-----------

Lever Start

CLQ-2000CR-ESD	CLQ-2000CR-ESD	H4
----------------	----------------	----

CL Accessories P.18

Order Code	Applicable Model
------------	------------------

Pistol Attachment

PA-65	CL-6500, CL-7000 (Including Push-to-start type)
-------	--

Angle Attachments

ANGL-Z*1	CL-6500, CL-7000 (Only for Lever start type)
----------	---

ANGLX-Z*2	CL-6500X, CL-7000X (Only for Lever start type)
-----------	---

Grip Attachments for Push-to-Start Type

PS-1	Applicable to CL-4000
PS-1-ESD*3	Applicable to CL-4000

*1 Applicable to HIOS Shank H5.

*2 Applicable to Hex Shank 1/4HEX.

*3 Anti-electrostatic.

Controller for DC Screwdrivers P.19

Model	Order Code	Plug & Note
-------	------------	-------------

Controller for Brushless Screwdrivers

BLC-45	BLC-45	A (100V)
	BLC-45-UL	A2 (120V)
	BLC-45-TH	A3 (220-240V)
	BLC-45-EU-HK	C (220-240V)
	BLC-45-UK-SP	BF (220-240V)
	BLC-45-CN	S (220-240V)

Order Codes

Model	Order Code	Plug & Note
BLC-70	BLC-70	A (100V)
	BLC-70-UL	A2 (120V)
	BLC-70-TH	A3 (220-240V)
	BLC-70-EU-HK	C (220-240V)
	BLC-70-UK-SP	BF (220-240V)
BLC-80	BLC-80	A (100V)
	BLC-80-UL	A2 (120V)
	BLC-80-TH	A3 (220-240V)
	BLC-80-EU-HK	C (220-240V)
	BLC-80-UK-SP	BF (220-240V)
BLC-80-CN	S (220-240V)	

Controller for Brushed Screwdrivers

CLC-45	CLC-45	A (100V)
	CLC-45-UL	A-2 (120V)
	CLC-45-TH	A-3 (220-240V)
	CLC-45-EU-HK	C (220-240V)
	CLC-45-UK-SP	BF (220-240V)
CLC-60	CLC-60	A (100V)
	CLC-60-UL	A-2 (120V)
	CLC-60-TH	A-3 (220-240V)
	CLC-60-EU-HK	C (220V-240)
	CLC-60-UK-SP	BF (220-240V)
CLC-80	CLC-80	A-1 (100V)
	CLC-80-UL	A-2 (120V)
	CLC-80-TH	A-3 (220-240V)
	CLC-80-EU-HK	C (220-240V)
	CLC-80-UK-SP	BF (220-240V)
CLC-80-CN	S (220-240V)	

Dedicated Controllers for Brushless Screwdrivers for Automated Machines

BLT-AY-61	BLT-AY61E	A-1 (100V)
	BLT-AY61E-USA	A-2 (120V)
	BLT-AY61E-TH	A-3 (220-240V)
	BLT-AY61E-EUHK	C (220-240V)
	BLT-AY61E-UKSP	BF (220-240V)
BLT-AY-71	BLT-AY71E	A-1 (100V)
	BLT-AY71E-USA	A2 (120V)
	BLT-AY71E-TH	A3 (220-240V)
	BLT-AY71E-EUHK	C (220-240V)
	BLT-AY71E-UKSP	BF (220-240V)
BLT-AY71E-CN	S (220-240V)	

Dedicated Controllers for Brushed Screwdrivers for Automated Machines

CLT-AY-81	CLT-AY81	A-1 (100V)
2WV	CLT-AY81-2WV	A-1 (100V)
REV	CLT-AY81REV	A-1 (100V)
2WV+REV	CLT-AY81-2WVREV	A-1 (100V)

CLT-AY-81 Options

PGF P.20		
Model	Order Code	Bit Drive
PGF-3000	PGF-3000	H4
PGF-5000	PGF-5000	H4
PGF-7000	PGF-7000	H5 and 5HEX
	PGF-7000X	1/4HEX

Control Unit (for Judgment)

PG-01	PG-01	—
-------	-------	---

Relay Box

PGF-SUBBOX	PGF-SUBBOX	—
------------	------------	---

Screwdriver Cord

3m (10P)	BLF7-0612-VI	—
----------	--------------	---

Damper Unit

BLF-DP	BLF-DP	—
--------	--------	---

Controllers (BLT-AY-61/BLT-AY-71) See P.50

PGF Variations P.21

Q Suction

PGFQ

PGFQ has a suction attachment as standard, but doesn't include a mouthpiece and a bit. Please select them on P. 38 before ordering.

Model	Order Code	Bit Drive
PGFQ-3000	PGFQ-3000	H4
PGFQ-5000	PGFQ-5000	H4
PGFQ-7000	PGFQ-7000	H5

PGFR Suction (Special Order)

PGFR has a suction attachment as standard, but doesn't include a mouthpiece and a bit. Please select them on P. 40 before ordering.

Model	Order Code	Bit Drive
PGFR-5000	PGFR-5000	Screw Type $\varnothing 4$
PGFR-7000	PGFR-7000	Screw Type $\varnothing 4$

*For PGFR Model, please contact the HIOS distributor before ordering.

*PGFR does not include a tube. Please purchase a commercially available tube. Tube shape: inner diameter $\varnothing 4 \times$ outer diameter $\varnothing 6$.

BLF P.22

Model	Order Code	Bit Drive
BLF-2000	BLF-2000	H4
BLF-5000	BLF-5000	H5 and 5HEX
BLF-7000	BLF-7000	H5
BLF-7000X	BLF-7000X	1/4HEX
BLF-7025X	BLF-7025X	1/4HEX

Screwdriver Cord

3m (10P)	BLF7-0612-VI	—
----------	--------------	---

Damper Unit

BLF-DP	BLF-DP	—
--------	--------	---

Controllers (BLT-AY-61/BLT-AY-71) See P.50

BLF Variations P.23

Q Suction

BLFQ

BLFQ has a suction attachment as standard, but doesn't include a mouthpiece and a bit. Please select them on P. 38 before ordering.

Model	Order Code	Bit Drive
BLFQ-2000	BLFQ-2000	H4
BLFQ-5000	BLFQ-5000	H5
BLFQ-7000	BLFQ-7000	H5

BLFR Suction (Special Order)

BLFR has a suction attachment as standard, but doesn't include a mouthpiece and a bit. Please select them on P. 40 before ordering.

Model	Order Code	Bit Drive
BLFR-5000	BLFR-5000	Screw Type $\varnothing 4$
BLFR-7000X	BLFR-7000X	Screw Type $\varnothing 4$
BLFR-7025X	BLFR-7025X	Screw Type $\varnothing 4$

*For BLFR Model, please contact the HIOS distributor before ordering.

*BLFR does not include a tube. Please purchase a commercially available tube. Tube shape: inner diameter $\varnothing 4 \times$ outer diameter $\varnothing 6$.

CL-A P.24

HH: HIOS Shank + HIOS Power Supply
XH: HEX Shank + HIOS Power Supply

Model	Order Code	Bit Drive
CL-816A	CL-816AXH	1/4HEX
	CL-816AXN	1/4HEX
CL-825A	CL-825AXH	1/4HEX
	CL-825AXN	1/4HEX
CL-850A	CL-850AXH	1/4HEX
	CL-850AXN	1/4HEX

For HN (HIOS Shank + Power Supply by Nitto Seiko) and XN (HEX Shank + Power Supply by Nitto Seiko), please contact the HIOS distributor. For CL-816A, CL-825A and CL-850A, XN is available in this catalog.

CLF/CL-A Accessories P.24

Model	Order Code	Note
Carbon Brush		
CLF-3000	A45-0420	—
CLF-4000	CL4-0420	—
CLF-6000	CL65-0490	—
CLF-6500	CL65-0490	—
CLF-7000	CL65-0490	—
CL-816A*	CL9-0410	—
CL-825A*	CL9-0410	—
CL-850A	CL850-0381	—

* Please note that the old types of CL-816A and CL-825A have internal carbon whose brush cannot be replaced. If you have any questions, please contact the HIOS distributor.

Peripherals and Accessories **P.26**

Model	Order Code	Applicable Model
-------	------------	------------------

Screwdriver Cords

1.5m (5P)	CL4-0611	BLG-4000, BLG-5000 Series, BL-3000, BL-5000 Series, CL-2000, CL-3000, CL-4000
2m (5P)	CL65-0660	BL-7000 Series, CL-6500, CL-7000
2m (6P)	RP50-CL	PG, BLG-BC2, BLG-BC1, BLG-ZERO1, BLG-OPC, BL-OPC
Model	Order Code	Applicable Model
3m (5P)	CLF65-0620	HH & XH of CLF-3000, 4000, 6000, 6500 and 7000 for automated machines

Flexible Screwdriver Cords

2m (5P)	CL4-0611H-5P-2	BLG, BL, CL
3m (6P)	CL4-0610H-6P-3	BC2, BC1, ZERO1, BLG-OPC, BL-OPC

Curled Screwdriver Cord

7.5m (5P)	CL65-0660-7.5	BL, CL
-----------	---------------	--------

Curled Screwdriver Cord

3m (5P)	EXTCD-5P3M	BLG, BL, CL
5m (5P)	EXTCD-5P5M	BLG, BL, CL

Model	Order Code	Plug
-------	------------	------

Vacuum Pump

VP-3	VP-3	A-1 (100V)
	VP-3-120USA	A-2 (120V)
	VP-3-220RCH	S (220-240V)
	VP-3-TH	A-3 (220-240V)
	VP-3-230HK	C (220-240V)
	VP-3-230SP	BF (220-240V)

Model	Order Code	Screw Size
-------	------------	------------

HIOS Spike Bits [Yellow]

SPK-1214	SPK-1214	M1.2-1.4
----------	----------	----------

HIOS Spike Bits [Blue]

SPK-1417	SPK-1417	M1.4-1.7
----------	----------	----------

HIOS Spike Bits [Red]

SPK-1720	SPK-1720	M1.7-2.0
----------	----------	----------

HIOS Spike Bits 3-piece Set

SPK-SET01	SPK-SET01	A set of yellow, blue and red bits
-----------	-----------	------------------------------------

Model	Order Code	Bit Drive
-------	------------	-----------

Aluminum Screwdrivers for Watches

WOOD-4AL	WOOD-4AL	Applicable to HIOS H4.
----------	----------	------------------------

Wood Handle

WOOD-5	WOOD-5	Applicable to HIOS H5.
--------	--------	------------------------

Model	Order Code	Note
-------	------------	------

Grip Ring [Red]

GRIP-R10	GRIP-R10	10 pieces per pack
----------	----------	--------------------

Grip Ring [Blue]

GRIP-BL10	GRIP-BL10	10 pieces per pack
-----------	-----------	--------------------

Grip Ring [Yellow]

GRIP-Y10	GRIP-Y10	10 pieces per pack
----------	----------	--------------------

Model	Order Code
-------	------------

Carbon Brushes (2 pcs per pack)

DC Type

CL-3000	A45-0420
CL-4000	CL4-0420
CL-6500	CL65-0490
CL-7000	CL65-0490
CL-9000NL	CL9-0410

AC Type

VZ-1510	ACL10-0490
VZ-1820	VZ18-0480
VZ-3007	VZ18-0480
VZ-3012	VZ18-0480
VZ-4506	VZ18-0480
VZ-1812	VZ18-0480
VZ-3007	VZ18-0480
VZ-4504	VZ18-0480

Model	Order Code	Applicable Model
-------	------------	------------------

Vertical Screwdriver Operating Stands

VMS-40	VMS-40	BC2, BC1, ZERO1, BLG, BL, CL, VZ-1510
VMS-50	VMS-50	BC2, BC1, ZERO1, PG, BLG, BL, CL, VZ-1510
VMS-50VZ	VMS-50VZ	VB, PG, VZ (Except VZ-1510)

Please purchase a screwdriver holder if you use PG, BLG-BC2, BLG-BC1, BLG-ZERO1, BLG, BL-7000, VB, VZ-1510 or VZ-1510PS.

VMS Screwdriver Holders

Model	Order Code
-------	------------

PG

PG-3000	VMS-0900-PG3
PG-5000	VMS-3910-PG5
PG-7000	VMS-0900-PG7

BLG-BC2

BLG-4000BC2	VMS-0900-BLG45
BLG-5000BC2	VMS-0900-BLG45

Model	Order Code
-------	------------

BLG-BC1

BLG-4000BC1	VMS-0900-BLG45
BLG-5000BC1	VMS-0900-BLG45

BLG-ZERO1

BLG-4000ZERO1	VMS-0900-BLG45
BLG-5000ZERO1	VMS-0900-BLG45

Model	Order Code
-------	------------

BLG

BLG-4000	VMS-0900-BLG45
BLG-5000	VMS-0900-BLG45

BL

BL-7000	VMS-0900-BL7
---------	--------------

VB

VB-1510	VMS-0910-PG5
VB-1510PS	VMS-0910-PG5
VB-1820	VMS-0900-PG7
VB-3012	VMS-0900-PG7
VB-1820PS	VMS-0900-VB18PS
VB-3012PS	VMS-0900-VB18PS

VZ

VZ-1510	VMS50-0190
VZ-1510PS	VMS50-0190
VMS-40/VMS-50: standard	VMS40-0180
VMS-50VZ: standard	VMS-0900-VZ18

Model	Order Code	Applicable Model
-------	------------	------------------

Relay Boxes

BLOP-AF	BLOP-AF	BLG-4000-OPC, BLG-5000 Series-OPC, BL-2000-OPC, BL-3000-OPC, BL-5000 Series-OPC
BLOP-OST2	BLOP-OST2	

STC3 **P.28**

Model	Order Code	Plug
-------	------------	------

Power Supplies with Screw Counters (DC Type)

BLOP-STC3	BLOP-STC3	A-1 (100V)
	BLOP-STC-3USA	A-2 (120V)
	BLOP-STC-3TH	A-3 (220-240V)
	BLOP-STC-3EUHK	C (220-240V)
	BLOP-STC-3UKSP	BF (220-240V)
	BLOP-STC-3-CN	S (220-240V)
CLT-70STC3	CLT-70STC3	A-1 (100V)
	CLT-70STC3-USA	A-2 (120V)
	CLT-70STC3-TH	A-3 (220-240V)
	CLT-70STC3-EUHK	C (220-240V)
	CLT-70STC3-UKSP	BF (220-240V)
	CLT-70STC3-CN	S (220-240V)

Power Supplies with Screw Counter (AC Type)

VZOP-STC	VZOP-STC	A-1 (100V)
	VZOP-STC-120	A-2 (120V)

SC1 **P.28**

Model	Order Code	Applicable Model
-------	------------	------------------

Separate Screw Counter SC1

BLOP-SC1	BLOP-SC1	BC2, BC1, ZERO1, BLG-OPC, BL-OPC
CLOP-SC1	CLOP-SC1	CL

Order Codes

Torque Meters

P.30-33

[Measuring] NN: N-m/N-cm, NL: N-m/lbf.in, NK: N-m/kgf-cm, KL: kgf-cm/lbf.in

Model	Order Code	Note
-------	------------	------

HP

HP-1	available on request	—
HP-10 Type: Bluetooth	HP-10-NN-R3	HIOS Drive
	HP-10-NL-R3	HIOS Drive
	HP-10-NK-R3	HIOS Drive
	HP-10-KL-R3	HIOS Drive
	HP-10X-NN-R3	HEX Drive
HP-10 Type: RS-232C	HP-10X-NL-R3	HEX Drive
	HP-10X-NK-R3	HEX Drive
	HP-10X-KL-R3	HEX Drive
	HP-10-NN-R3-W	HIOS Drive
	HP-10-NL-R3-W	HIOS Drive
HP-10 Type: Bluetooth	HP-10-NK-R3-W	HIOS Drive
	HP-10-KL-R3-W	HIOS Drive
	HP-10X-NN-R3-W	HEX Drive
	HP-10X-NL-R3-W	HEX Drive
	HP-10X-NK-R3-W	HEX Drive
HP-100 Type: RS-232C	HP-10X-KL-R3-W	HEX Drive
	HP-100-NN-R3	HIOS Drive
	HP-100-NL-R3	HIOS Drive
	HP-100-NK-R3	HIOS Drive
	HP-100-KL-R3	HIOS Drive
HP-100 Type: Bluetooth	HP-100X-NN-R3	HEX Drive
	HP-100X-NL-R3	HEX Drive
	HP-100X-NK-R3	HEX Drive
	HP-100X-KL-R3	HEX Drive
	HP-100 Type: RS-232C	HP-100-NN-R3-W
HP-100-NL-R3-W		HIOS Drive
HP-100-NK-R3-W		HIOS Drive
HP-100-KL-R3-W		HIOS Drive
HP-100X-NN-R3-W		HEX Drive
HP-100 Type: Bluetooth	HP-100X-NL-R3-W	HEX Drive
	HP-100X-NK-R3-W	HEX Drive
	HP-100X-KL-R3-W	HEX Drive

HDP

HDP-5 Type: Bluetooth	HDP-5-NN-R3	HIOS Drive
	HDP-5-NL-R3	HIOS Drive
	HDP-5-NK-R3	HIOS Drive
	HDP-5-KL-R3	HIOS Drive
HDP-5 Type: RS-232C	HDP-5-NN-R3-W	HIOS Drive
	HDP-5-NL-R3-W	HIOS Drive
	HDP-5-NK-R3-W	HIOS Drive
	HDP-5-KL-R3-W	HIOS Drive
HDP-5X Type: Bluetooth	HDP-5X-NN-R3	HEX Drive
	HDP-5X-NL-R3	HEX Drive
	HDP-5X-NK-R3	HEX Drive
HDP-5X Type: RS-232C	HDP-5X-KL-R3	HEX Drive
	HDP-5X-NN-R3-W	HEX Drive
	HDP-5X-NL-R3-W	HEX Drive
HDP-5X Type: RS-232C	HDP-5X-NK-R3-W	HEX Drive
	HDP-5X-KL-R3-W	HEX Drive

Model	Order Code	Note
HDP-50 Type: Bluetooth	HDP-50-NN-R3	HIOS Drive
	HDP-50-NL-R3	HIOS Drive
	HDP-50-NK-R3	HIOS Drive
	HDP-50-KL-R3	HIOS Drive
HDP-50 Type: RS-232C	HDP-50-NN-R3-W	HIOS Drive
	HDP-50-NL-R3-W	HIOS Drive
	HDP-50-NK-R3-W	HIOS Drive
HDP-50X Type: Bluetooth	HDP-50-KL-R3-W	HIOS Drive
	HDP-50X-NN-R3	HEX Drive
	HDP-50X-NL-R3	HEX Drive
HDP-50X Type: RS-232C	HDP-50X-NK-R3	HEX Drive
	HDP-50X-KL-R3	HEX Drive
	HDP-50X-NN-R3-W	HEX Drive
HDP-50X Type: Bluetooth	HDP-50X-NL-R3-W	HEX Drive
	HDP-50X-NK-R3-W	HEX Drive
	HDP-50X-KL-R3-W	HEX Drive

HM

HM-10	HM-10	100V
	HM-10-120	120V
	HM-10-230B	220-240V BF Plug
	HM-10-230G	220-240V C Plug
HM-100	HM-100	100V
	HM-100-120	120V
	HM-100-230B	220-240V BF Plug
	HM-100-230G	220-240V C Plug

HIT

HIT-200	HIT-200	100V
	HIT-200-120	120V
	HIT-200-220B	220-240V BF Plug
	HIT-200-220G	220-240V C Plug
HIT-500	HIT-500	100V
	HIT-500-120	120V
	HIT-500-220B	220-240V BF Plug
	HIT-500-220G	220-240V C Plug
HIT-2000	HIT-2000	100V
	HIT-2000-120	120V
	HIT-2000-220B	220-240V BF Plug
	HIT-2000-220G	220-240V C Plug

The measuring jig for HP-1 should be prepared by the customer. For details of HP-1 accessories, please contact the HIOS distributor.

Torque Meters Accessories

P.30-33

HP Accessories

Order Code	Meas. range N-m	Note
------------	-----------------	------

HP-10 Fidaptor

TF4G-Z	0.15-0.6	H4
TF6SG-Z*2	0.15-0.6	—
TF4SG-Z	0.25 or smaller	H4
TF4S-Z*1	0.25 or smaller	H4

HP-100 Fidaptor

TF5G-Z	0.5-3	H5
TF6XG-Z*2	0.5-3	—
TF6UP-Z*1	3-9	1/4HEX
TF6U-Z*1	3-9	1/4HEX

Order Code	Meas. range N-m	Note
TF5J-006N	1-6	M8 Hexagonal socket head cap screw
TF5J-006N-HEX	1-6	1/4HEX

HP-100 Shaft with a Screw

TF6XG-0010*2	—	—
TF5G-0010-4	—	H4

Buffer Spring

CL65-0040	0.15-0.6	—
-----------	----------	---

Grease

TF-G3	—	—
-------	---	---

*1 This type has no safety cover.

*2 HEX Shank with 2 steps: (upper) 5HEX, (lower) 1/4HEX.

HDP Accessories

Order Code	Meas. range N-m	Note
------------	-----------------	------

Detector Cord

DPC-0506	—	—
----------	---	---

HM Accessories

HM-10 Fidaptor

TFM26-Z	0.15-0.6	+#1
TFM20-Z	0.25 or smaller	+#0

HM-100 Fidaptor

TFM40-Z	0.5-3	+#2
---------	-------	-----

Buffer Spring

CL65-0040	0.15-0.6	—
-----------	----------	---

HIT Accessories

Detector Cord




DPC-0506	—	—
----------	---	---



HP-10/HP-100/HDP Battery Chargers

Order Code	Voltage	Plug Shape
HPNN-ACSET-PSE	100-240V	A Plug
HPNN-ACSET-EU	100-240V	C Plug
HPNN-ACSET-CCC	100-240V	A Plug

HP-1 Battery Chargers

TCH-MULTI	100-240V	A Plug
TCH-MULTI-CN	100-240V	A Plug (CQC)
TCH-MULTI-CE	100-240V	C Plug

	P/N: TCH-MULTI Certifications:  Japan, US, Canada, Mexico, Taiwan
	P/N: TCH-MULTI-CN Certifications:  China, Southeast Asia (1) (Thailand and Philippines)

	P/N: TCH-MULTI-CE Certifications:  Southeast Asia (2) (Vietnam, Indonesia, India, Singapore, Malaysia, Korea and Hong Kong)
---	---

For countries not listed above, please inquire at the HIOS distributor.

HM/HIT Battery Chargers

Order Code	Voltage	Plug Shape
TCH-100N	AC100V	A Plug
TCH-120N	AC110-120V	A Plug
TCH-230G	AC220-240V	C Plug
TCH-230B	AC220-240V	BF Plug

A Plug






P/N: TCH-100N
 Certifications:
 
 Japan

P/N: TCH-120N
 Certifications:


 Taiwan, US, Canada and Mexico


C Plug



P/N: TCH-230G
 Certifications:
 
 Hong Kong and China

BF Plug



P/N: TCH-230B
 Certifications:

 Singapore, UK and Ireland

Screw Feeders P.34-35

Model	Order Code	Nominal dia.
-------	------------	--------------

For Manual Operation

HSV

HSV-10	JHSV-10	M1.0
HSV-12	JHSV-12	M1.2
HSV-14	JHSV-14	M1.4
HSV-17	JHSV-17	M1.7
HSV-20	JHSV-20	M2.0
HSV-23	JHSV-23	M2.3
HSV-26	JHSV-26	M2.6
HSV-30	JHSV-30	M3.0

HS

HS-35	JHS-35	M3.5
HS-40	JHS-40	M4.0
HS-50	JHS-50	M5.0

For Automated Machines

HSV-RB

HSV-10RB	JHSV-10RB	M1.0
HSV-12RB	JHSV-12RB	M1.2
HSV-14RB	JHSV-14RB	M1.4
HSV-17RB	JHSV-17RB	M1.7
HSV-20RB	JHSV-20RB	M2.0
HSV-23RB	JHSV-23RB	M2.3
HSV-26RB	JHSV-26RB	M2.6
HSV-30RB	JHSV-30RB	M3.0

HS-RB

HS-35RB	JHS-35RB	M3.5
HS-40RB	JHS-40RB	M4.0
HS-50RB	JHS-50RB	M5.0

For a screw feeder with overseas specifications, please inquire at the HIOS distributor.

Screw Accessories P.34-35

Order Code	Nominal dia.
------------	--------------

Replacement Rails for Manual Operation

HSV

JHSV-R10S-280402000	M1.0
JHSV-R12S-280402103	M1.2
JHSV-R14S-280402206	M1.4
JHSV-R17S-280402309	M1.7
JHSV-R20S-280402402	M2.0
JHSV-R23S-280402505	M2.3
JHSV-R26S-280402608	M2.6
JHSV-R30S-280402701	M3.0

HS

JHS-R35S-283401400	M3.5
JHS-R40S-283401503	M4.0
JHS-R50S-283401606	M5.0

Replacement rail for Automated Machines

HSV-RB

JHSV-RB-R10S-280401009	M1.0
JHSV-RB-R12S-280401102	M1.2
JHSV-RB-R14S-280401205	M1.4
JHSV-RB-R17S-280401308	M1.7
JHSV-RB-R20S-280401401	M2.0
JHSV-RB-R23S-280401504	M2.3
JHSV-RB-R26S-280401607	M2.6
JHSV-RB-R30S-280401700	M3.0

HS-RB

JHS-RB-R35S-281401404	M3.5
JHS-RB-R40S-281401507	M4.0
JHS-RB-R50S-281401600	M5.0

AC Adaptors

Order Code	Voltage / Plug	Plug Shape
JHSAD-280520009	AC100-240V	Adapter only.
JHSPSE-806513003	PSE	Power cord
JHSUL-280521006	UL	Power cord
JHSCE-830335004	CE	Power cord
JHS3C-845510001	CCC	Power cord
JHSUK-830377008	BF	Power cord

BL-SB P.36

Model	Order Code	Note
-------	------------	------

Brushless Screwdrivers

BL-5000SB	BL-5000SB	—
BL-7000SB	BL-7000SB	—

Controller (BLC-45 / BLC-70) See P.50

Suction Attachments for Suction Screwdrivers P.38-39

Note: The order codes below are for the suction attachments alone. If you want a suction screwdriver, please select the screwdriver body and the suction unit (suction attachment, mouthpiece and bit) on P. 38 before ordering.

Model	Order Code	Bit
-------	------------	-----

Brushless Screwdrivers (DC Type)

BLG-BC2/BLG-BC1/BLG-ZERO1/BLG

BLG-4000 Series	BLGQ4-SET	H4 60mm
BLG-4000BC2-LT	CLQ2-SET	H4 60mm
	CLQ2SET-ESD*	H4 60mm
	BLQ5-SET	H4 40mm
BLG-5000 Series	BLQ5-SET-ESD*	H4 40mm
BLG-5000-15	BLQ5N-SET	H4 60mm
	BLQ5N-SET-ESD*	H4 60mm
BLG-7000BC2	BLQ7-SET	H5 80mm
	BLQ7-SET-ESD	H5 80mm

BL

BL-2000	CLQ2-SET	H4 60mm
	CLQ2-SET-ESD*	H4 60mm
BL-3000	BLQ3N-SET	H4 60mm
	BLQ3N-SET-ESD*	H4 60mm
	BLQ5-SET	H4 40mm
	BLQ5-SET-ESD*	H4 40mm
	BLQ5N-SET	H4 60mm
	BLQ5N-SET-ESD*	H4 60mm
BL-5000	BLQ7-SET	H5 80mm
	BLQ7-SET-ESD*	H5 80mm

Brushed Screwdriver (DC Type)

CL

CL-2000	CLQ2-SET	H4 60mm
	CLQ2-SET-ESD*	H4 60mm
CL-3000	CLQ4-SET	H4 60mm
	CLQ4-SET-ESD*	H4 60mm
CL-4000	CLQ4-SET	H4 60mm
	CLQ4-SET-ESD*	H4 60mm
CL-6500	CLQ65-SET	H5 80mm
	CLQ65-SET-ESD*	H5 80mm
CL-7000	CLQ65-SET	H5 80mm
	CLQ65-SET-ESD*	H5 80mm

Brushless Screwdrivers (AC Type)

VB

VB-1820	VZQ18-SET	H5 100mm
VB-3012	VZQ18-SET	H5 100mm
VB-3020	VZQ18-SET	H5 100mm

Brushed Screwdrivers (AC Type)

VZ

VZQ-1510	VZQ10-SET	H4 60mm
VZQ-1820	VZQ18-SET	H5 100mm
VZQ-3007	VZQ18-SET	H5 100mm
VZQ-3012	VZQ18-SET	H5 100mm

* Anti-electrostatic types.

Order Codes

Brushless Screwdrivers for Automated Machines (DC Type)

Model	Order Code	Bit & Note
-------	------------	------------

PGF

PGF-3000	PGFQ3-SET	H4 80mm
PGF-5000	PGFQ5-SET	H4 80mm
PGF-7000	PGFQ7-SET	H5 100mm

BLF

BLF-2000	BLFQ2-SET	H4 60mm
BLF-5000	BLFQ5-SET	H5 100mm
BLF-7000	BLFQ7-SET	H5 100mm

Suction Attachments for Screws for Deep Recessed Holes P.40-41

Note: The order codes below are for the suction attachments alone. If you want a suction screwdriver, please select the screwdriver body and the suction unit (suction attachment, mouthpiece and bit) on P. 40 before ordering.

Model	Order Code
-------	------------

Brushless Screwdrivers for Automated Machines (DC Type)

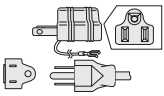
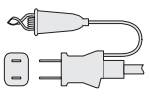
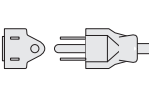
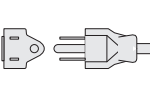
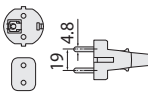
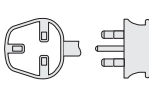
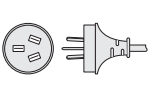
PGFR (Special Order)

PGF-5000	PGFR5-SA
PGF-7000X	PGFR7-SA

BLFR (Special Order)

BLF-5000	BLFR5-SA
BLF-7000X	BLFR7-SA
BLF-7025X	BLFR7-SA

Plug Types

Voltage	100V		120V	220-240V			
Type	Type A	Type A-1	Type A-2	Type A-3	Type C	Type BF	Type S
Plug Shape							

HIOS Inc.

Head Office: 1-35-1 Oshiage, Sumida-ku Tokyo, Japan 131-0045 Phone: +81 (Japan) 3-6661-8821 FAX: +81 (Japan) 3-6661-8828

Osaka Office: 18F Naniwasuji SIA Bldg., 2-4-2 Shinmachi, Nishi-ku, Osaka City, Japan 550-0013 Phone: +81 (Japan) 6-6533-0903 FAX: +81 (Japan) 6-6534-0609

Nagoya Office: 8F Kirix Marunouchi Bldg., 1-17-19 Marunouchi, Naka-ku, Nagoya, Aichi Pref., Japan 460-0002 Phone: +81 (Japan) 52-219-5566 FAX: +81 (Japan) 52-219-5558

Yamagata Factory: 5 Takagi, Yamagata City, Yamagata Pref., Japan 990-2346 Phone: +81 (Japan) 23-645-8100 FAX: +81 (Japan) 3-645-2546

HIOS (SHENZHEN) Co., LTD.: 10D Room, Seaview Square, No.18. Taizi Road, Shekou Nanshan District, Shenzhen, Guangdong Province, China 518000 Phone: +86 (China) 755-26674278 FAX: +86 (China) 755-26858347

- Please note the specifications and appearance may change as improvements are made.
- Using copies or reproduction of this general catalog without permission is prohibited.
- The information presented in this catalog is current as of June 2026.
- Catalog number: EK-A001



Cautions for Safety

Read the instruction manual carefully before use and operate the screwdriver for its intended purposes.
Always use the specified current and voltage.



<https://hios.com>